



Cuyahoga
COUNTY PLANNING
Commission



October 9, 2024

2024 ORANGE VILLAGE COMMUNITY-WIDE SURVEY

ACKNOWLEDGMENTS



CUYAHOGA COUNTY PLANNING COMMISSION

2079 East 9th Street
Suite 5-300
Cleveland, OH, 44115
216.443.3700

www.CountyPlanning.us
www.facebook.com/CountyPlanning
www.twitter.com/CountyPlanning

CONTRIBUTING STAFF

Mary Cierebiej, AICP | *Executive Director*
Patrick Hewitt, AICP | *Planning Manager*
Strategy and Development
Madeline Gardner | *Planning Intern*
Kevin Leeson | *Research & Information*
Specialist
Liam Leveto | *GIS Technician*
Rachel Novak, AICP | *Senior Planner*
Paul Triolo | *Planner*

OUR VISION

Inspiring all of our communities to thrive

OUR MISSION

To advance Cuyahoga County's social, economic, and environmental health through equitable community planning



ORANGE VILLAGE

4600 Lander Road
Orange Village, OH, 44022
440.498.4400

www.orangevillage.com
www.facebook.com/OrangeVillageOH

PROJECT TEAM

Judson A. Kline, FAIA, NCARB, LEED AP | *Mayor*
Anna Girardi | *Executive Assistant & Clerk of*
Council
Mark Majewsky | *Village Planner*
Brent Silver | *Council President*
Bob Zugan | *Service Director*

ORANGE VILLAGE COUNCIL

Brent Silver | *Council President*
Ryan Bilsky | *Council Member*
Jeffrey Foster | *Council Member*
Philip Madden | *Council Member*
Lisa Perry | *Council Member*
Kimberlee Ullner | *Council Member*
Staci Adelman Vincent | *Council President Pro-*
Tem

CONTENTS

- INTRODUCTION..... 4
 - OVERVIEW & METHODOLOGY..... 4
 - SURVEY PROCESS 5
- EXECUTIVE SUMMARY 6
 - KEY FINDINGS: DEMOGRAPHICS 7
 - KEY FINDINGS: SURVEY RESPONSES 8
- SURVEY RESULTS 10
 - SURVEY DEMOGRAPHICS..... 10
 - QUALITY OF LIFE 12
 - COMMUNITY VALUES & ECONOMIC DEVELOPMENT 16
 - AMENITIES & EVENTS20
 - COMMUNICATION & SERVICES24
 - INFRASTRUCTURE & COMMUNITY IMPROVEMENTS.....28
- APPENDIX.....32

1 INTRODUCTION

OVERVIEW & METHODOLOGY

Orange Village, in partnership with the Cuyahoga County Planning Commission (County Planning) conducted and administered an online survey to seek input from residents and businesses to help guide future decision-making. Questions included in the Orange Village Community-Wide Survey were developed collaboratively between County Planning and the Village Survey Team consisting of Village staff, elected officials, Village consultants, and a Village Council representative. The online form was thoroughly tested by the Village Survey Team to ensure questions and layout were clear and concise, while still covering critical Village topics.

The Orange Village Community-Wide Survey was hosted online through County Planning’s SurveyMonkey platform, with paper copies available by request. The survey opened on June 14th, 2024 and was made available for all adult residents and business owners over the age of 18. The survey closed on July 30th, 2024—following a one week extension from the original close date of July 22nd, 2024.

The online survey was advertised in many ways: a postcard was mailed to all residential households within the Village; the survey link was displayed on the Village’s website and shared via the Village’s Facebook page; survey information was published through the Village’s CodeRed and weekly E-News platforms; and Village staff advertised the survey at various community events, such as Music at the Amphitheater, Party in the Park, and various Homeowner Association meetings.

All surveys received before the closing date were filtered based on residential addresses provided by respondents. Non-resident respondents were removed from the analysis using Geographic Information Systems (GIS) mapping and staff review. Additionally, responses that had duplicate I.P. addresses and/or street addresses were flagged for a more detailed review by staff with identical and blank responses removed from the analysis. In total 39 responses were removed through this process. The final survey results include responses from 432 adult residents of Orange Village, which corresponds to 16.7% of the community’s total adult population.

Key Survey Statistics

Total Responses	432
Total number of Adults in Village (18+ years)	2,589
Survey Response Rate	16.7%
Confidence Level	95%
Margin of Error (MOE)	+/- 4.3%

When reading and interpreting the results of this report, the statistical error rate should be taken into account. Additionally, because not every respondent answered every question, error rates for individual questions may vary. Similarly, error rates for cross-tabulations can be significantly higher due to fewer responses within cross-tabulated groups.

SURVEY PROCESS

The Orange Village Community-Wide Survey consisted of three overall project phases. Each phase included meetings and touch points with the Village Survey Team to ensure the accuracy and consistency of the project objectives. To conduct the community-wide survey, County Planning followed the work steps below:



PHASE 1: SURVEY DESIGN & QUESTIONS

Beginning with a set of draft questions based off previous Orange Village Surveys, County Planning and the Village Survey Team reviewed, confirmed, and finalized the topics and question to be addressed by the 2024 Community-Wide Survey.



SURVEY DISTRIBUTION & ADMINISTRATION

County Planning designed various advertising materials including postcards, fliers, and social media graphics, to spread the word about the survey. County Planning also hosted the online survey, monitored responses, and provided insights to increase survey response over the month that the survey was open.



SURVEY ANALYTICS & REPORT

County Planning collected, filtered, and tabulated survey responses, and summarized the results. Comparisons to previous Orange Village Surveys and other communities were also included where applicable.

2 EXECUTIVE SUMMARY

The following is a summary of common themes and key findings identified through an analysis of the survey results. Overall, this survey consisted of 39 questions organized by topic:

- Introduction, 3 questions;
- Quality of Life, 4 questions;
- Community Values and Economic Development, 7 questions;
- Amenities and Events, 6 questions;
- Communication and Services, 8 questions;
- Infrastructure and Community Improvements, 6 questions; and
- Demographics, 5 questions.

Survey respondents represented a wide array of residential characteristics and preferences. Nearly all respondents owned their home, and the majority live in detached single-family homes. The majority (57.5%) of respondents have also lived in Orange Village at least 10 years. However a large portion (27.6%) of respondents recently moved to Orange Village and have lived in the community under 5 years.

In addition to these demographic findings, respondents also showed an overall positive outlook on the quality of life in Orange Village. Over 95% of respondents rated their overall quality of life as Good or Excellent. Additionally, 30.7% of respondents indicated they would not consider moving out of Orange Village, and the top 3 reasons respondents choose to live in Orange Village include: 1) the high quality school system, 2) they feel safe in their community, and 3) good highway access. However, if respondents were to move the top 3 reasons would be for: 1) a different climate, 2) lower taxes, or 3) a retirement friendly community.

Additionally, there was a particular emphasis on sustainability, greenspace preservation, and walkability among respondents. Walkable development was the most highly rated need in terms of Community Values and Economic Development. Similarly, 74.3% of respondents ranked Sustainability as first or second in terms of priorities for community improvement and investment.

Over 80% of respondents rated the overall quality of Village Amenities and Events, and Village Communication and Services as being either Excellent or Good. In general, respondents are overwhelmingly satisfied with the quality of life, amenities, and community services available to residents.

KEY FINDINGS: DEMOGRAPHICS

16.7%

Of adult (18+) Orange Village residents completed the online survey for a total of 432 respondents.

57.5%

Of respondents have lived in Orange Village for at least 10 years. 22.3% have lived in Orange Village for 30+ years.

27.6%

Of survey respondents recently moved to Orange Village, having lived in the community for under 5 years.

36.3%

Of respondents indicated they have children under the age of 18 living in their household. 49.2% of respondents have seniors over 65 living in their household.

9.0%

Of respondents either work and/or own a business in Orange Village

KEY FINDINGS: SURVEY RESPONSES

96.8%

Of survey respondents rate their overall quality of life in Orange Village as Good or Excellent. A slight increase from both 2014 (96.7%) and 2007 (92.9%) Orange Village Surveys.

55.1%

Of respondents indicated they choose to live in Orange Village because the school system is high quality, the highest rated answer. Additionally, 49.3% choose to live in Orange Village because they feel safe.

30.7%

Of respondents would not consider moving out of Orange Village. A different climate (21.9%), taxes (18.5%), and for a retirement-friendly community (16.0%) were the top reasons respondents might consider moving out of Orange Village.

74.3%

Of respondents ranked Sustainability as first or second in terms of priorities for community improvement or investment. Similarly, walkable development, and parks and natural spaces were both rated as either highly needed or needed.

84.9%

Of respondents rated the overall quality of Village amenities and events as Excellent or Good. Similarly, 89.3% of respondents rated the overall quality of Village Communication & Services as Excellent or Good.

78.1%

Of respondents indicated the quality of the Village's Paved Trails was either Excellent or Good. The trails were also the most utilized listed Village amenity with 88.1% of respondents indicating they used them. 57.7% of respondents indicated that trail additions/improvements are highly needed or needed.

87.7%

Of respondents prefer to receive their Village news and information through email and e-newsletters, a significant increase from previous surveys. Similarly, the Village website and social media also saw significant increases, while direct mail and local newspapers saw significant decreases.

37.5%

Of respondents indicated they would be interested in learning more or participating as a volunteer for the Orange C.A.R.E.S. program, while only 2% of respondents have used Orange C.A.R.E.S.

51.1%

Of respondents have participated in Orange Village's Party at the Park event. While Music at the Amphitheater (17.9%), Fire Department Gift Delivery Service (14.1%), Movie at the Amphitheater (8.6%) and Shop with a Cop (6.9%) had less participation.

34.6%

Of respondents currently have well water, which is less than 2014 and 2007. Of those with well water 12.9% are not satisfied and are willing to pay for an assessment for public water. Similarly, 47.3% of respondents have a septic system, with only 15.2% of those willing to pay an assessment for public sanitary sewer.

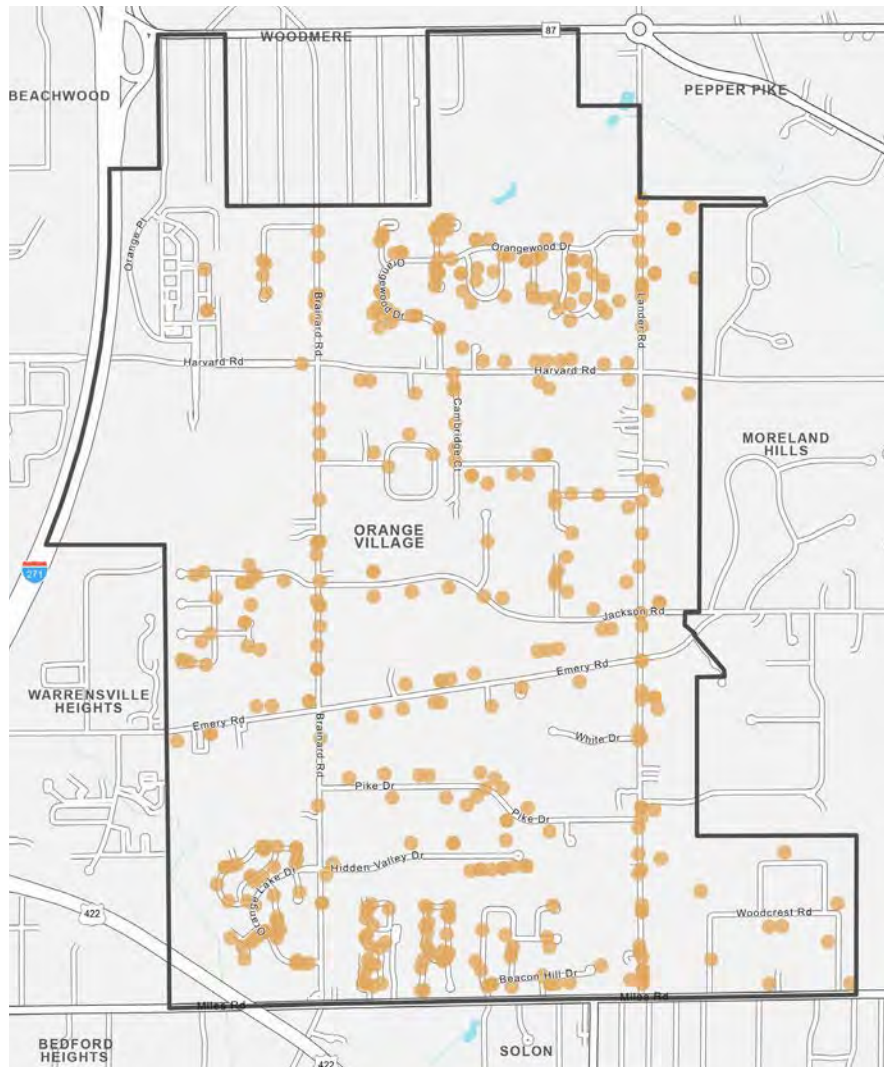
3 SURVEY RESULTS

SURVEY DEMOGRAPHICS

Total Survey Responses

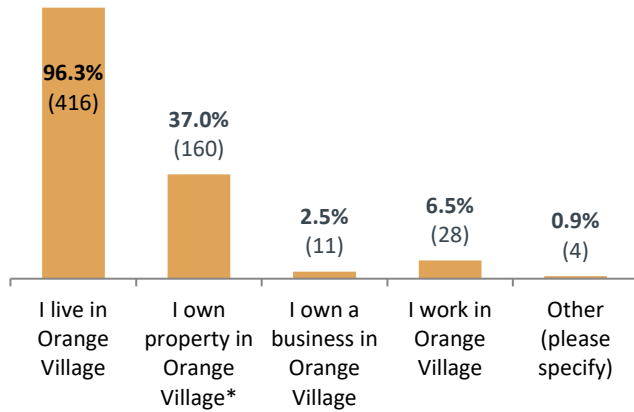
432

General Respondent Locations



Q2: What is your affiliation with Orange Village? (Select all that apply)

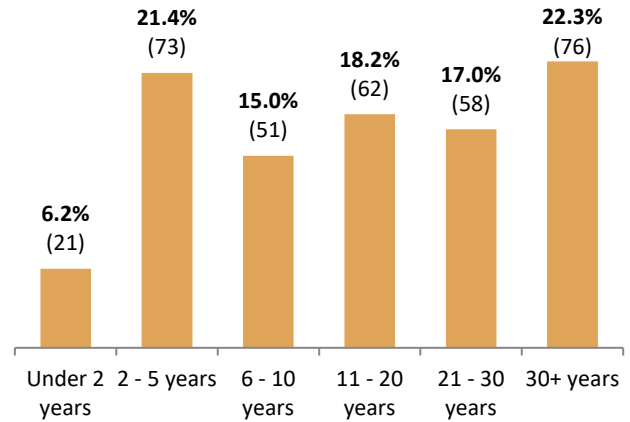
Responses: 432



*This number is self reported and may not reflect the total number of property owners in Orange Village as 97.1% of respondents indicated they own their home in question 10.

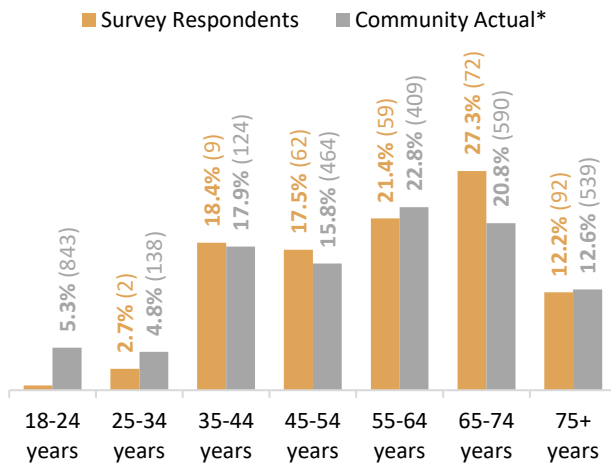
Q35: How long have you lived in Orange Village?

Responses: 341



Q36: What is your Age?

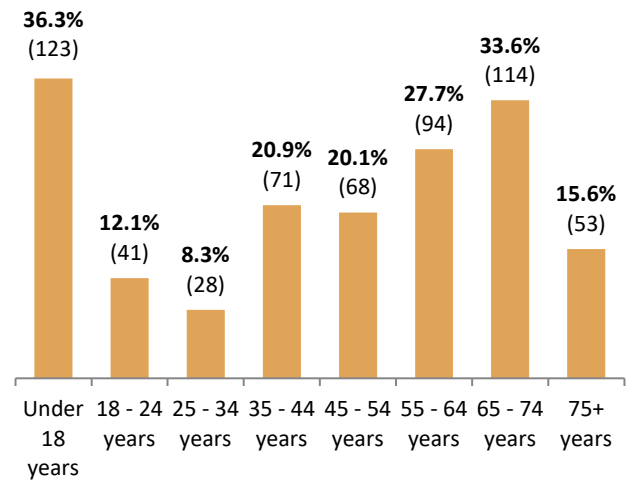
Responses: 337



*American Community Survey 2022 5-Year Estimates, Table DP05

Q37: Presence of age groups in respondent's household

Responses: 339



These number indicate the presence of people in the above age groups living in the respondent's household. This includes respondents themselves and does not take into account multiple members of the same age group.

QUALITY OF LIFE

KEY FINDINGS :

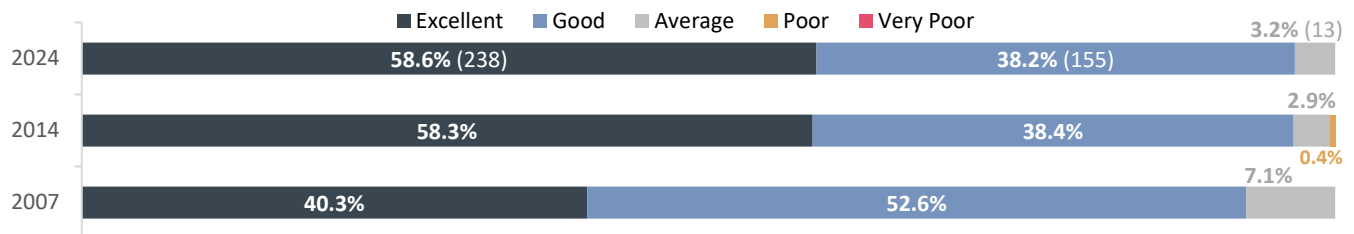
- The vast majority (96.8%) of respondents rated their overall quality of life as excellent or good, which is better than previous surveys and ranks fourth among peer community surveys. The top three explanations respondents gave for their rating are: the safety of the community, good schools, good retail and dining options, and good Village services.
- The top reasons respondents choose to live in Orange Village are: the school system is high quality (55.1%), they feel safe (49.3%), and easy access to highways (47.8%). The top three reasons respondents would consider moving from Orange Village are for a different climate (21.9), taxes (18.5%), and for a retirement friendly community (16.0%).
- The top reason young people (18-44 years) would consider moving is to be able to walk or bike to more places (23.6%). The top reason seniors (65+ years) would consider moving is for a retirement friendly community (27.3%).

TREND

Questions that include comparisons to previous Orange Village surveys or external surveys are marked as TREND in this report.

Q6: How would you rate the overall quality of life in Orange Village?

Responses: 406



Quality of Life Peer Survey Comparison

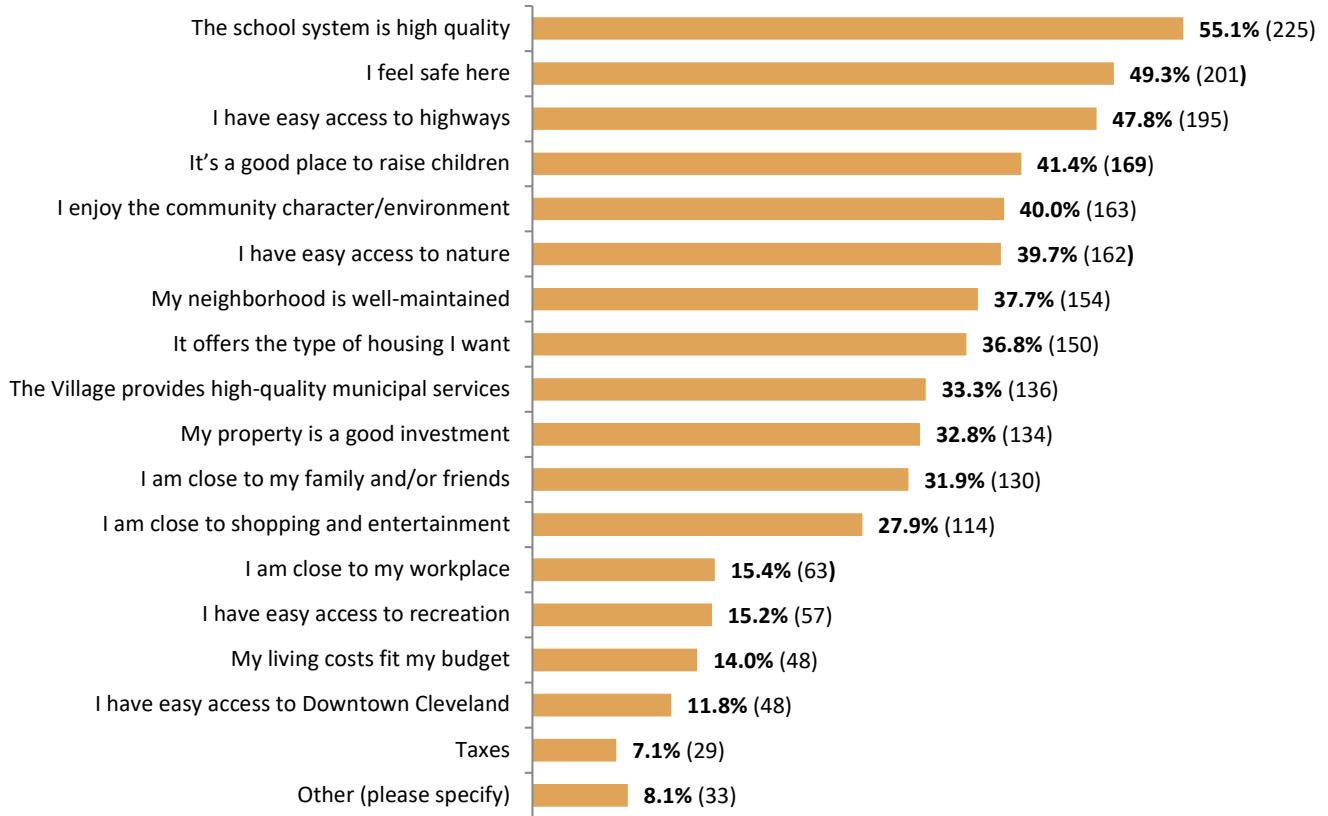
COMMUNITY SURVEYED	OVERALL QUALITY OF LIFE RATING
Mayfield Village (2017)	99.6%
Beachwood (residential) (2015)	99.4%
Pepper Pike (2022)	98.0%
Orange Village (2024)	96.8%
Brecksville (2018)	96.6%
Bay Village (2016)	96.3%
Rocky River (2016)	96.2%
University Heights (2016)	78.6%
Brooklyn (2018)	75.8%
Cleveland Heights* (2020)	72.0%
Euclid (2016)	41.7%

These results are from other Community Surveys conducted by County Planning at different times. They include stand-alone community surveys as well as surveys conducted as part of larger Master Plans. For each survey, the Overall Quality of Life Rating was calculated by summing the percent of respondents who indicated that their quality of life was either 'Good' or 'Excellent.'

*This survey was not completed by County Planning and used different survey methodology.

Q4: Why do you choose to live in Orange Village? (Select only your top 5)

Responses: 408



Other Answers Include: Lot size (11), Environment/Greenspace (4), Rural Characteristics (3), Diversity (3)

18-44 Years Top 5 Reasons for Living in Orange Village

Responses: 73

- 1) The school system is high quality **78.1%** (57)
- 2) It's a good place to raise children **71.2%** (52)
- 3) I have easy access to highways **53.4%** (39)
- 4) I enjoy the community character / environment **43.8%** (32)
- 5) I feel safe here **42.5%** (31)

44-65 Years Top 5 Reasons for Living in Orange Village

Responses: 131

- 1) The school system is high quality **56.5%** (74)
- 2) I have easy access to highways **51.2%** (67)
- 3) I feel safe here **46.6%** (61)
- 4) I have easy access to nature **42.0%** (55)
- 5) It's a good place to raise children **43.0%** (55)

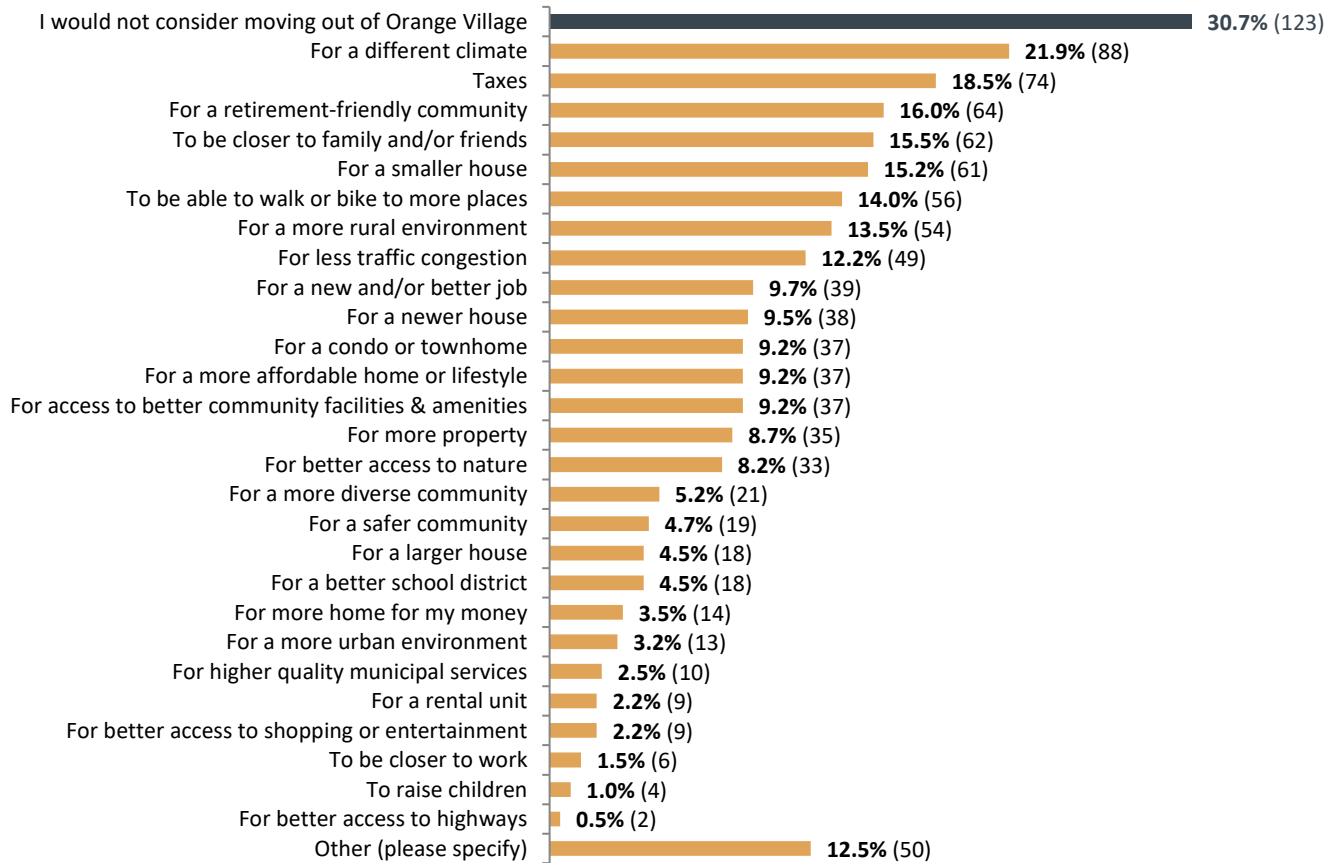
65+ Years top 5 Reasons for Living in Orange Village

Responses: 133

- 1) I feel safe here **54.9%** (73)
- 2) It offers the type of housing I want **45.9%** (61)
- 3) The school system is high quality **45.9%** (61)
- 4) The Village provides high-quality municipal services **41.4%** (55)
- 5) I enjoy the community character/ environment **40.6%** (54)

Q5: Why might you consider moving out of Orange Village in the future? (Select only your top 5)

Responses: 401



Other Answers Include: Over Development (10), Age Related/Retirement Care (9), Potential Safety Concerns (4), Accessibility (2)

18-44 Years Top 5 Reasons for potentially moving

Responses: 72

- To be able to walk or bike more places **23.6%** (17)
- For a new and/or better job **22.2%** (16)
- Taxes **22.2%** (16)
- For more property **19.4%** (14)
- For access to more/better community facilities and amenities **18.1%** (13)

I do not plan to move **23.6%** (17)

44-65 Years Top 5 Reasons for potentially moving

Responses: 130

- For a different climate **22.3%** (29)
- Taxes **21.5%** (28)
- To be closer to family and/or friends **18.5%** (24)
- To be able to walk or bike more places **17.7%** (23)
- For a smaller house **16.2%** (21)
- For less traffic congestion **16.2%** (21)

I do not plan to move **23.9%** (31)

65+ Years Top 5 Reasons for potentially moving

Responses: 132

- For a retirement friendly community **27.3%** (36)
- For a different climate **23.5%** (31)
- For a smaller house **18.9%** (25)
- To be closer to family and/or friends **17.4%** (54)
- For a condo or townhome **13.6%** (18)
- Taxes **13.6%** (18)

I do not plan to move **40.2%** (53)

COMMUNITY VALUES & ECONOMIC DEVELOPMENT

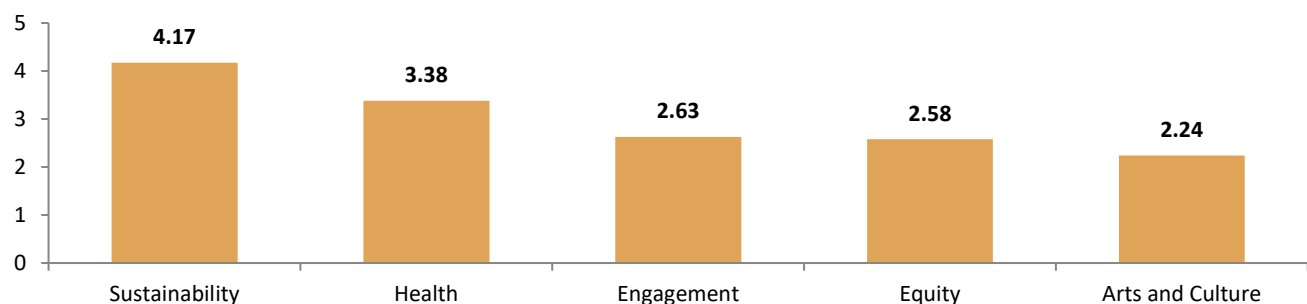
KEY FINDINGS:

- Sustainability and Health were the highest ranked priorities for community improvement and investment among listed options. Among other priorities respondents wrote in, improving recreation/recreation facilities, improving safety, and conserving greenspace were the top identified.
- The vast majority of respondents own their home (97.1%) and plan to own their home in the next 5 years (93.3%). Most respondents live in single-family detached homes (86.9%), and do not plan on moving from their current house in the next 5 years (74.8%).
- Walkable development (46.9%) and Guidelines to produce an attractive community (38.3%) were the top two identified needs in terms of community values and economic development.

Q8: Village leadership has identified several possible priorities for community improvement and investment. Please reorder the following priorities from Most Important (1) to Least Important (5)

- **Sustainability:** Preserving, maintaining, and/or adding more natural spaces; addressing climate change, air and water quality, and energy consumption; enhancing community resilience
- **Health:** Making it easier for community members to maintain a healthy physical and mental lifestyle through services and amenities
- **Engagement:** Ensuring all community members feel connected to their Village, neighbors, and representatives; providing opportunities for input and engagement on the Village's initiatives and future
- **Equity:** Promoting inclusion of diverse cultures, identities, and backgrounds; ensuring the Village is accessible and affordable for persons of various socioeconomic circumstances, including young families, seniors, and veterans
- **Arts and Culture:** Further supporting different forms and representations of arts and culture within the community, such as performances, public sculptures or murals, and events (art walks, gallery hops, etc.)

Responses: 366



These results are based on a weighted average of all responses. The higher the number, the higher respondents ranked the priority.

Q9: What other types of priorities should the Village consider?

Responses: 171

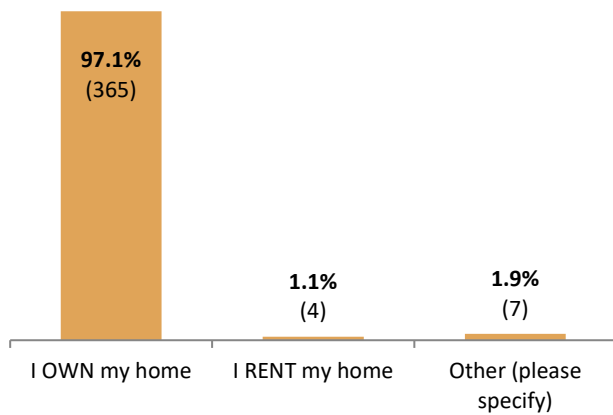
For this question, responses were filtered, analyzed, and tagged based on common themes. The table below is a summary of the top additional Village priorities for consideration, as indicated by respondents.

ADDITIONAL PRIORITIES FOR COMMUNITY IMPROVEMENT AND INVESTMENT	
Improve Recreation/Recreation Facilities (34)	Be Child/Family Friendly (10)
Improve Safety (24)	Add Public Water/Sewer for Residents (8)
Conserve Greenspace (18)	Improve Walkability (7)
Addition of a Pool (16)	Grow the Village Economy (7)
Moderate Development (16)	Improve Infrastructure (7)
Maintain Village Character & Aesthetics (12)	Enforce Property Maintenance (6)

Numbers within parentheses indicate the number of responses that fell into the broader themes identified.

Q10: Do you CURRENTLY rent or own your home?

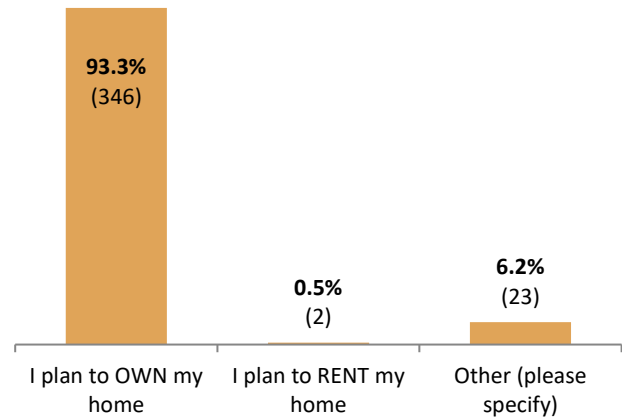
Responses: 376



Other Answers Include: Live with Family (4), Parsonage (1)

Q11: In the next 5 years, do you plan to rent or own your home?

Responses: 371

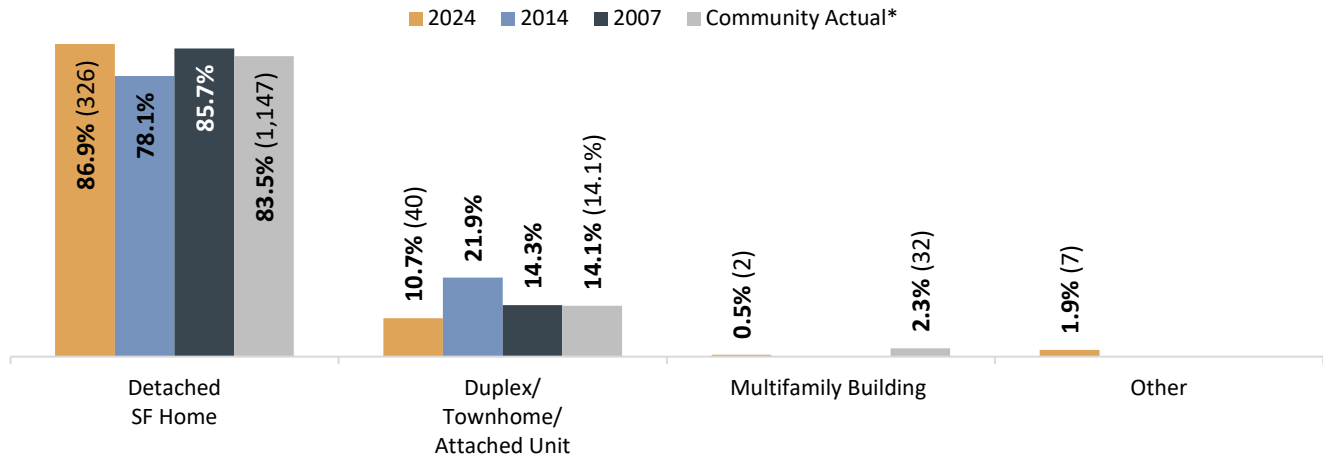


Other Answers Include: Unsure/Undecided (3), Senior Housing (2), Sell Home/Move (2)

TREND

Q12: What type of home do you CURRENTLY live in?

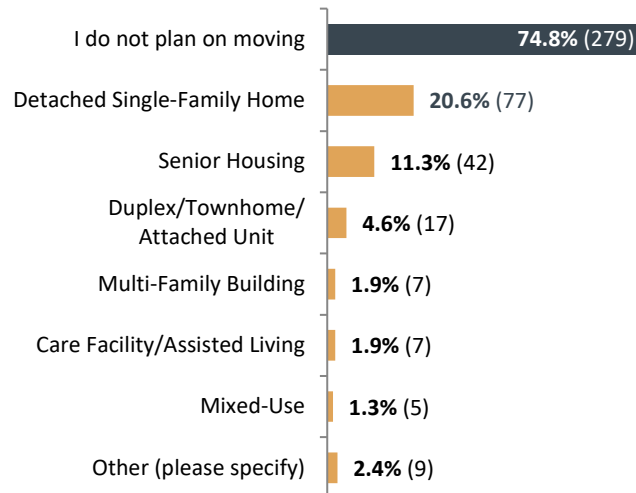
Responses: 375



*American Community Survey 2022 5-Year Estimates, Table S2504

Q13: What type of home might you live IN THE NEXT 5 YEARS? (Select all that apply)

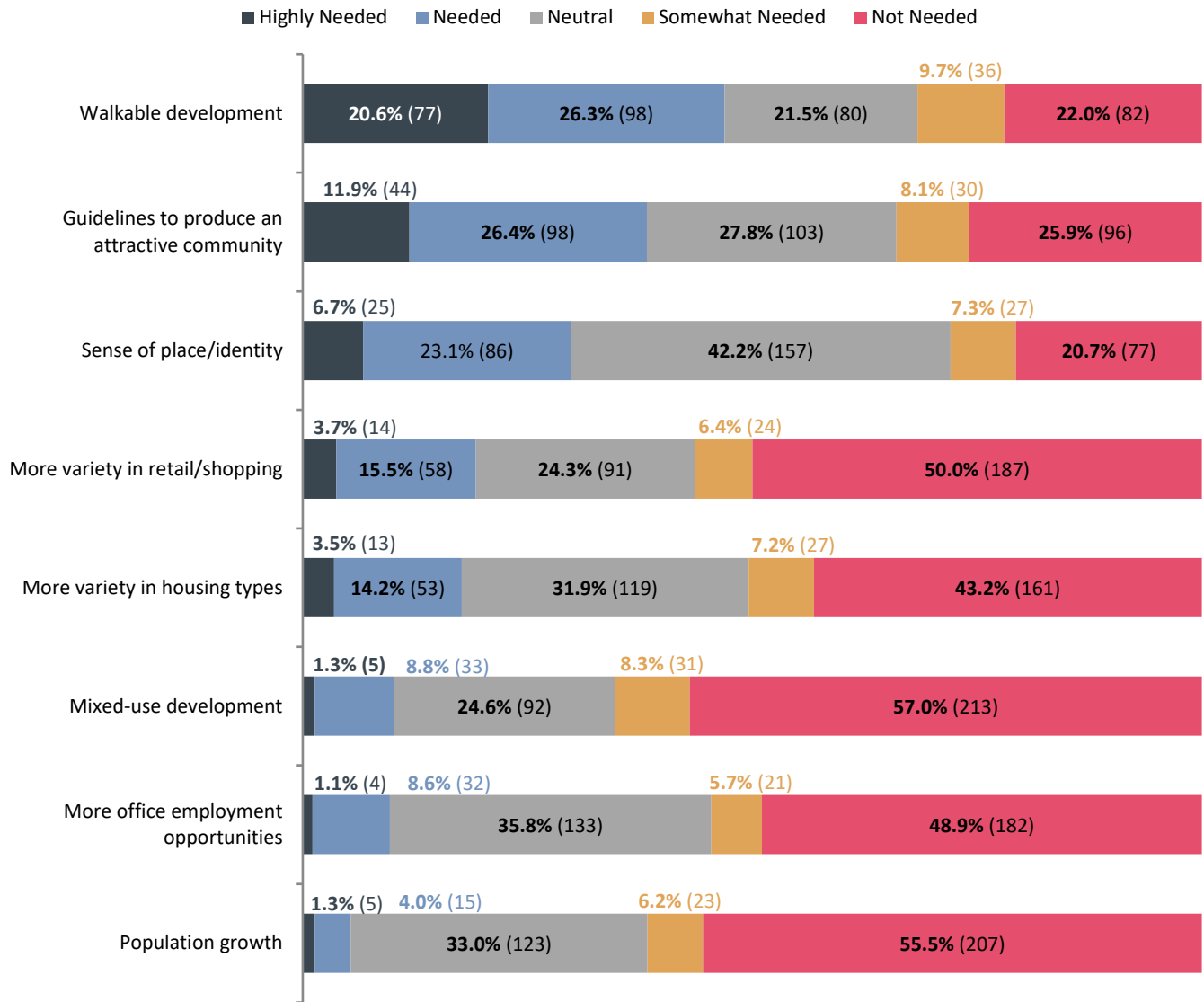
Responses: 373



Other Answers Include: Single Story Single Family Home (2), Independent Living Facility (1)

Q14: Please indicate the Village's need for the following:

Responses: 376



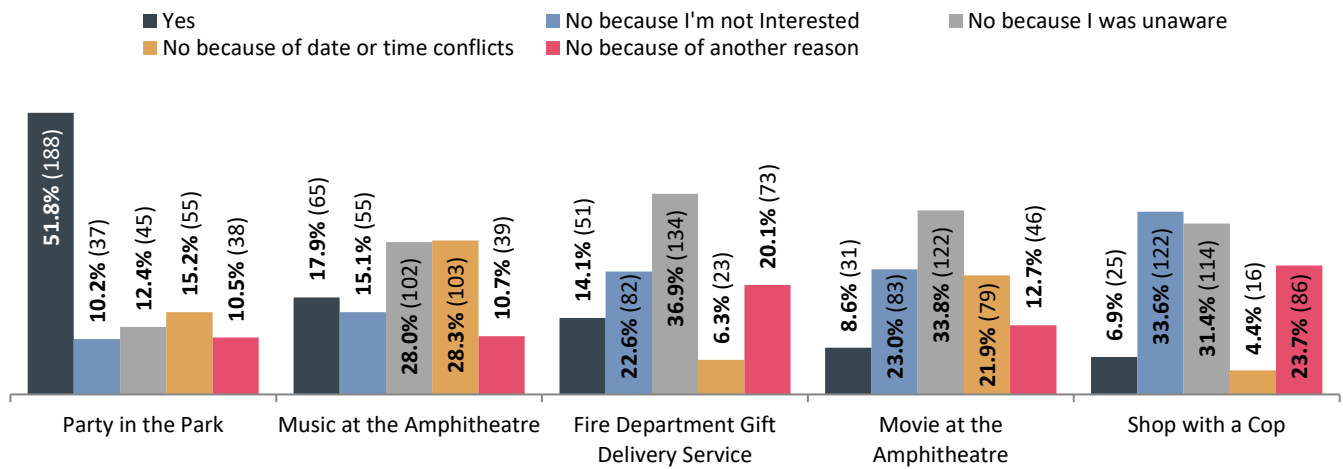
AMENITIES & EVENTS

KEY FINDINGS:

- The Village’s Party in the Park event had the highest participation (51.1%) of events listed. For most other events the top reason for not attending was because respondents were unaware of the event.
- Village Council Meetings (41.1%) and Town Hall Meetings on Specific Topics (38.6%) saw the most participation of the listed administrative meetings open to the public.
- Most (84.9%) of respondents indicated the overall quality of Village amenities and events were good or excellent. The playground, paved trails, and pickleball courts were rated the highest amenities in terms of both quality and importance.

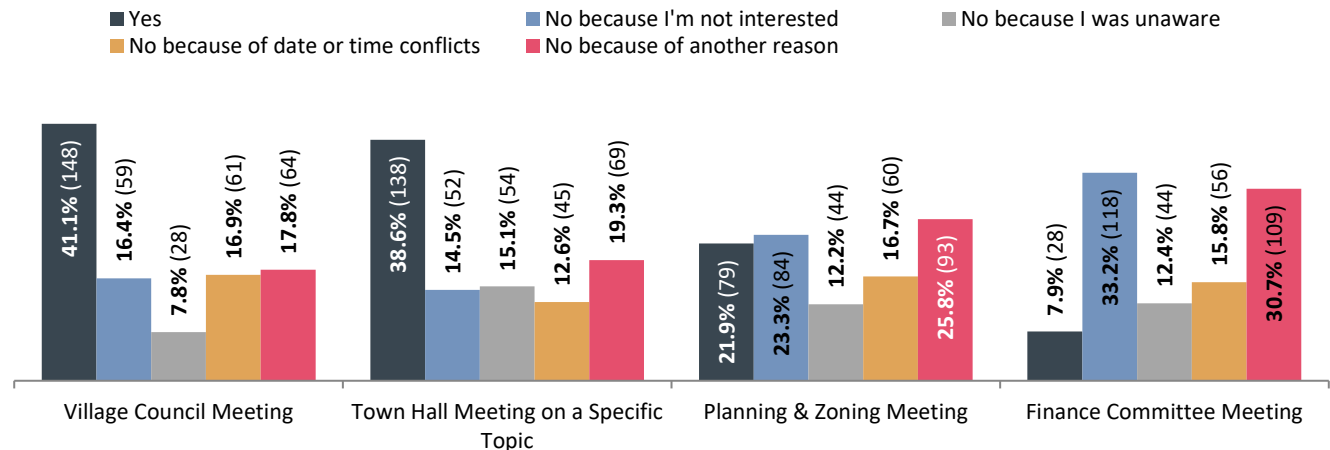
Q17: Have you participated in any of the following community events, programs, or activities?

Responses: 365



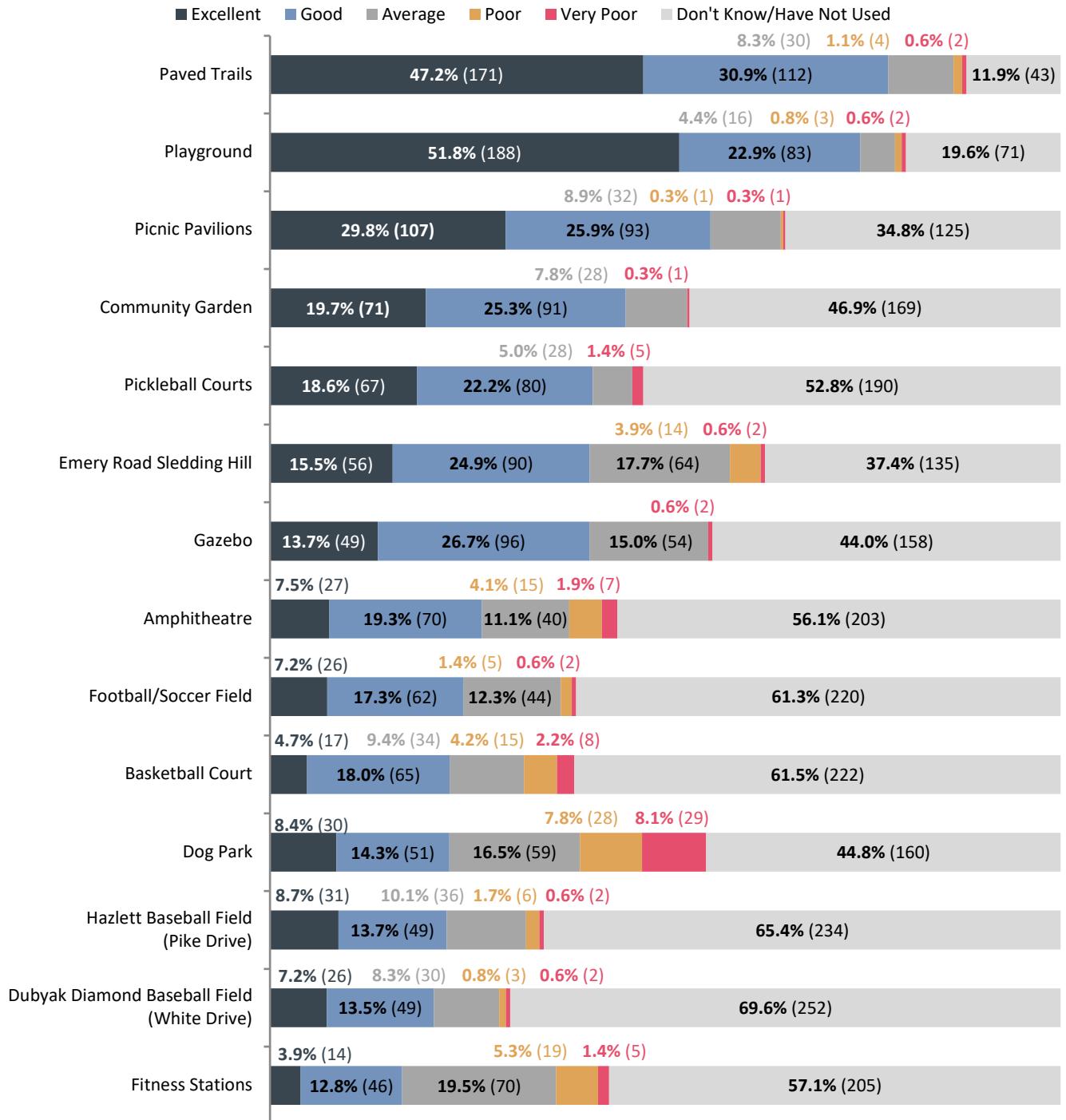
Q18: Have you participated in any of the following administrative meeting open to the public?

Responses: 363



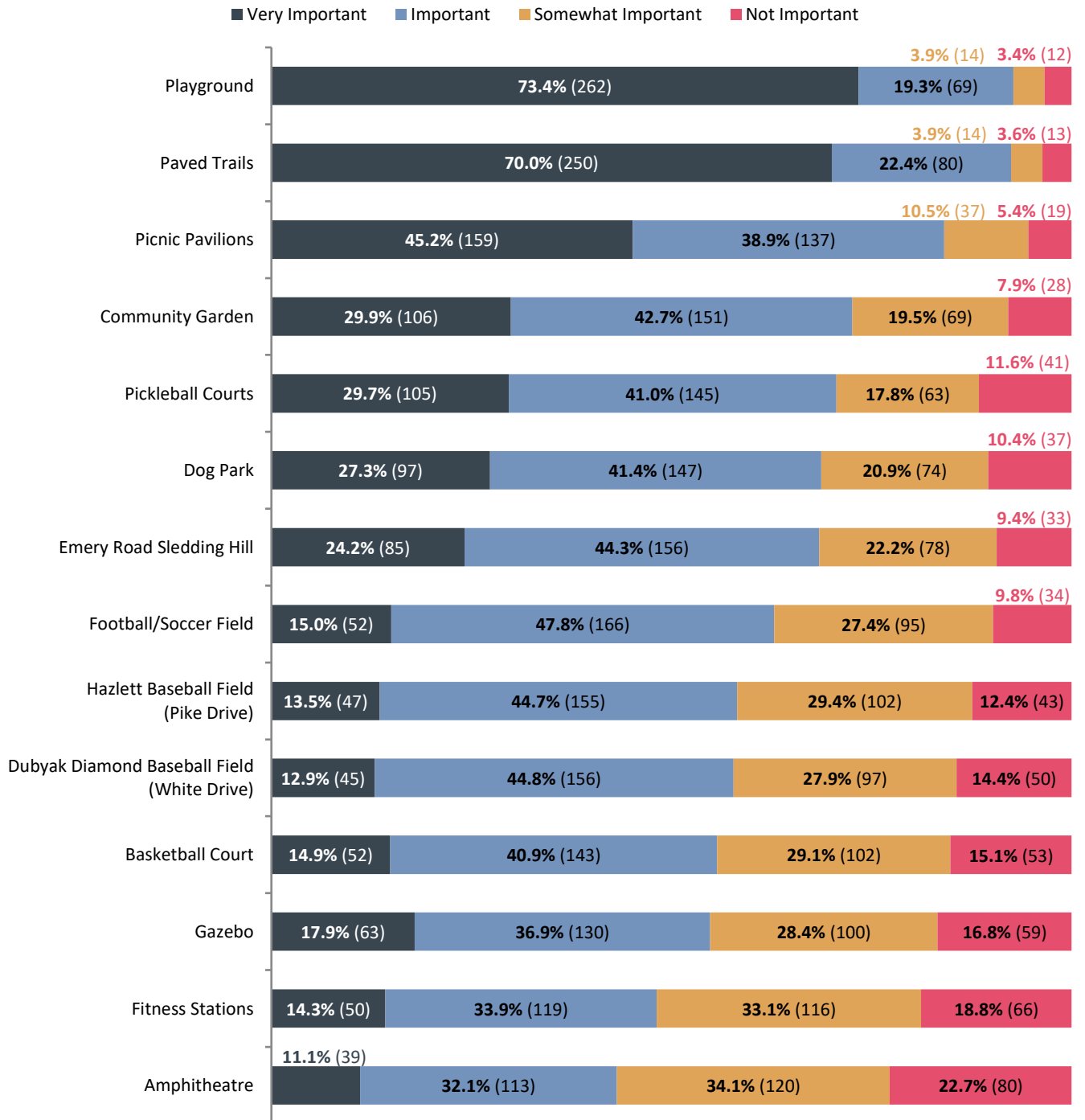
Q15: Please rate the QUALITY of the following amenities provided by Orange Village

Responses: 363



Q16: Please rate the IMPORTANCE of the following amenities provided by Orange Village

Responses: 359



COMMUNICATION & SERVICES

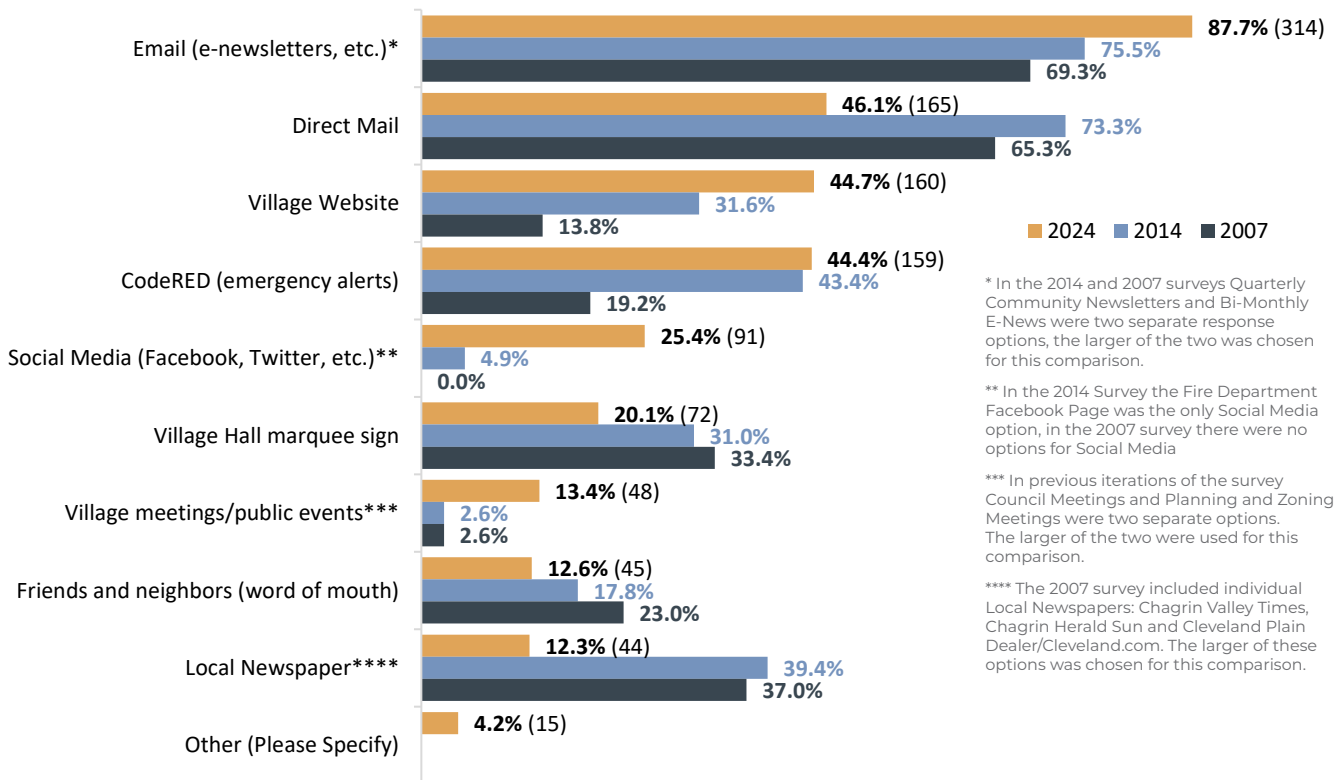
KEY FINDINGS:

- Most respondents prefer to receive their Village news and information through email and e-newsletters, a significant increase from previous surveys. Similarly, other online sources such as the Village Website and Social Media also saw significant increases compared to previous surveys, while traditional direct mail and local newspapers saw significant decreases.
- Only 2% of respondents indicated they have used Orange C.A.R.E.S. while 37.5% indicated they would be interested in learning more about it or participating as a volunteer for the program.
- Most respondents (89.3%) indicated the overall quality of Village communication and services was excellent or good, on par with 2014 (92.1%) and 2007 (80.1%). Police Protection, Fire Protection and EMS/Ambulance, and Park Maintenance were rated the highest services in terms of both Quality and Importance.

TREND

Q21: How do you prefer to receive news and information from Orange Village? (Select all that apply)

Responses: 358



* In the 2014 and 2007 surveys Quarterly Community Newsletters and Bi-Monthly E-News were two separate response options, the larger of the two was chosen for this comparison.

** In the 2014 Survey the Fire Department Facebook Page was the only Social Media option, in the 2007 survey there were no options for Social Media

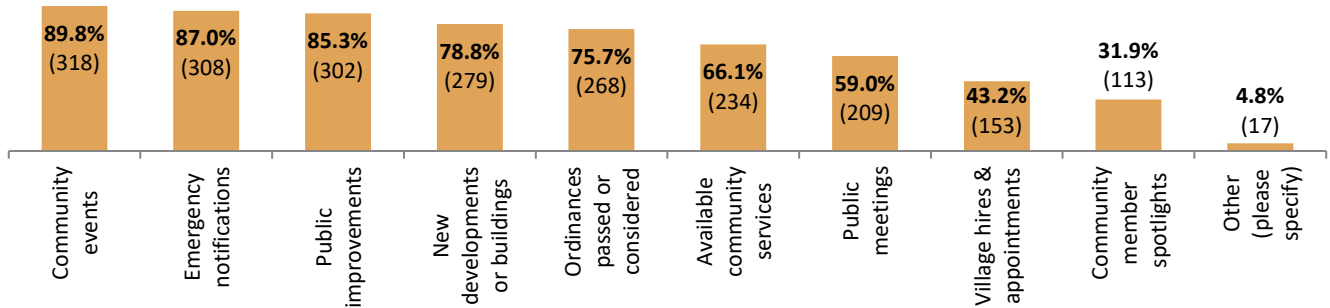
*** In previous iterations of the survey Council Meetings and Planning and Zoning Meetings were two separate options. The larger of the two were used for this comparison.

**** The 2007 survey included individual Local Newspapers: Chagrin Valley Times, Chagrin Herald Sun and Cleveland Plain Dealer/Cleveland.com. The larger of these options was chosen for this comparison.

Other Answers Include: Text Message (6), Phone Calls (3), Village Calendar (2), Paper Newsletter (1)

**Q22: What type of information are you most interested in receiving from the Village?
(Please select all that apply)**

Responses: 354

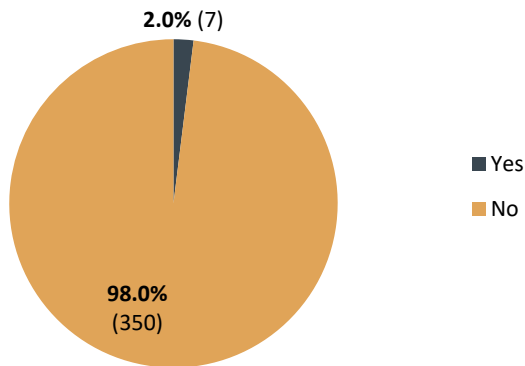


Other Answers Include: Road Closures and Roadwork (2), Schedule Changes (2), Use of Code Red for Emergencies (2), Crime reports (1)

The Orange Caring About Residents – Encouraging Service (C.A.R.E.S.) Program provides residents with community services information and volunteers for minor assistance such as changing light bulbs, taking trash/recycling to the curb, twice weekly check-in calls, and fixing broken locks.

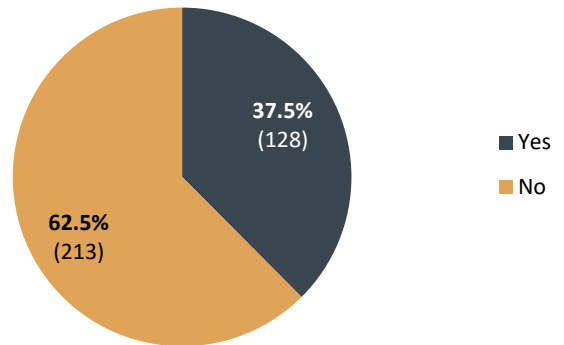
Q23: Have you used Orange C.A.R.E.S?

Responses: 357



Q25: Would you be interested in learning more or participating as a volunteer for the C.A.R.E.S. Program?

Responses: 341



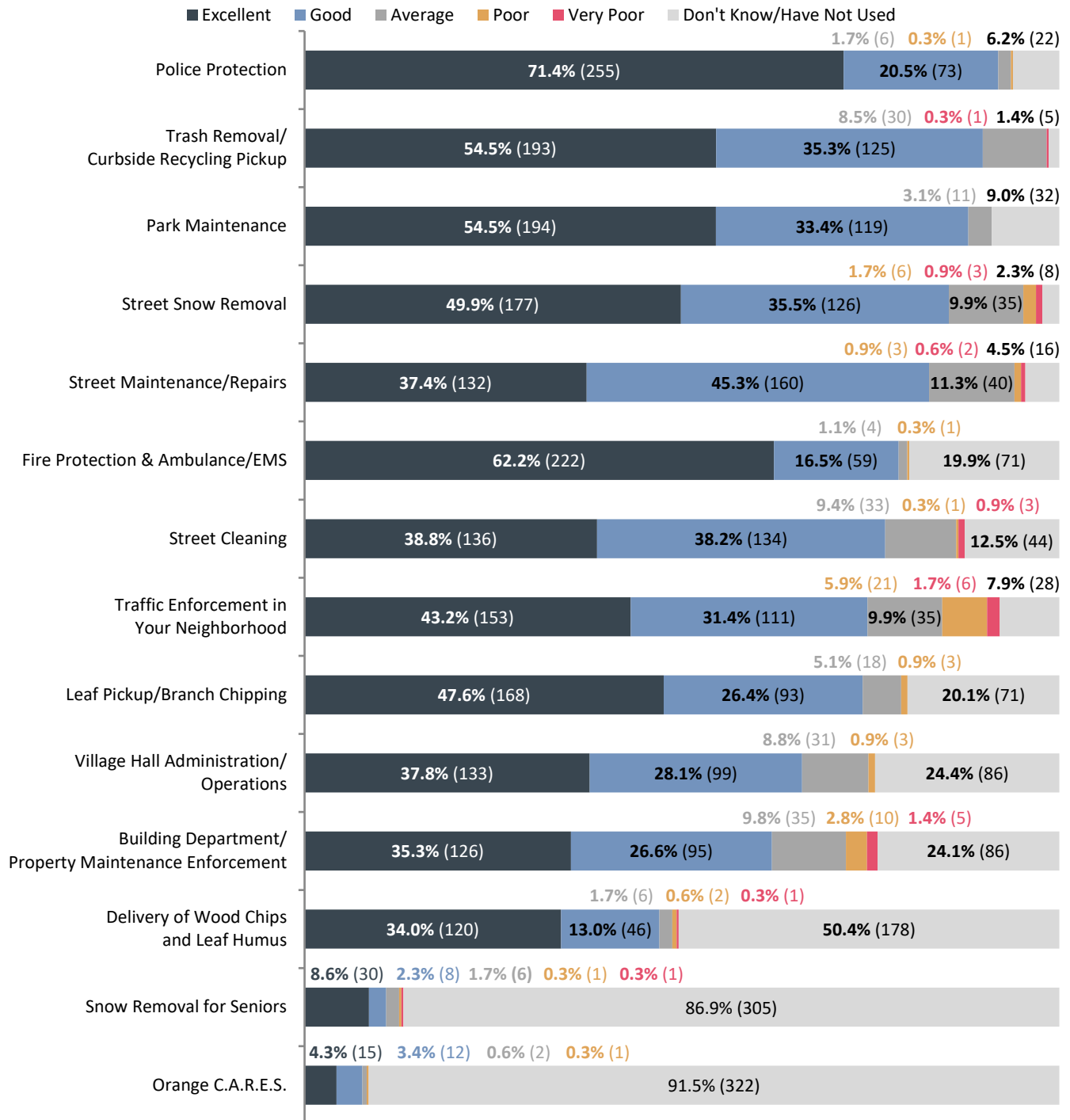
Q24: If YES please explain your experience with Orange C.A.R.E.S; if NO please explain why not.

Responses: 89

Respondents who indicated that they have not used Orange C.A.R.E.S. said that they have either not needed the service (37) or that they were unaware of the service's existence (36). Respondents who have used or volunteered for Orange C.A.R.E.S. reported positive feedback in terms of meeting new neighbors, peace of mind that family gets regular check-ins, the overall user-friendly experience of the service, and a desire to see it expanded.

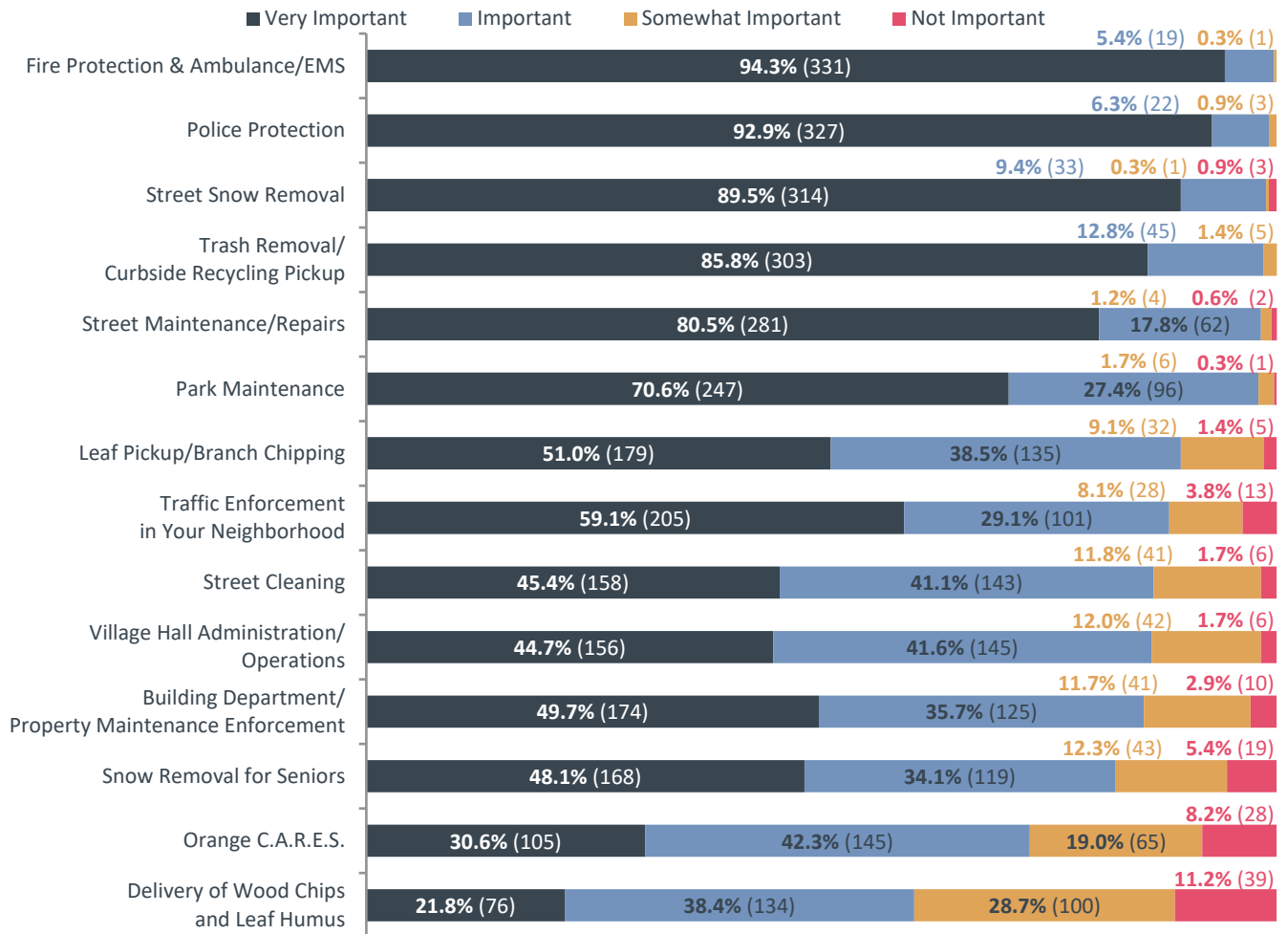
Q26: Please rate the QUALITY of the following services provided by Orange Village

Responses: 357



Q27: Please rate the IMPORTANCE of the following services provided by Orange Village

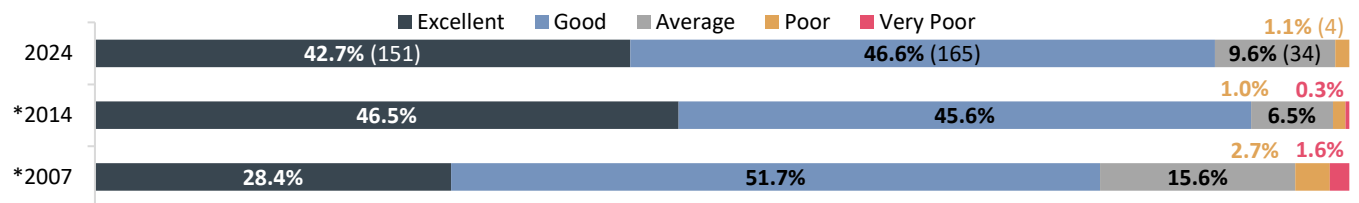
Responses: 353



TREND

Q28: How would you rate the overall quality of COMMUNICATION & SERVICES provided by Orange Village?

Responses: 354



*The 2014 and 2007 surveys asked the overall quality of Village Communication and Village Services as two separate questions. These numbers were aggregated together for this comparison.

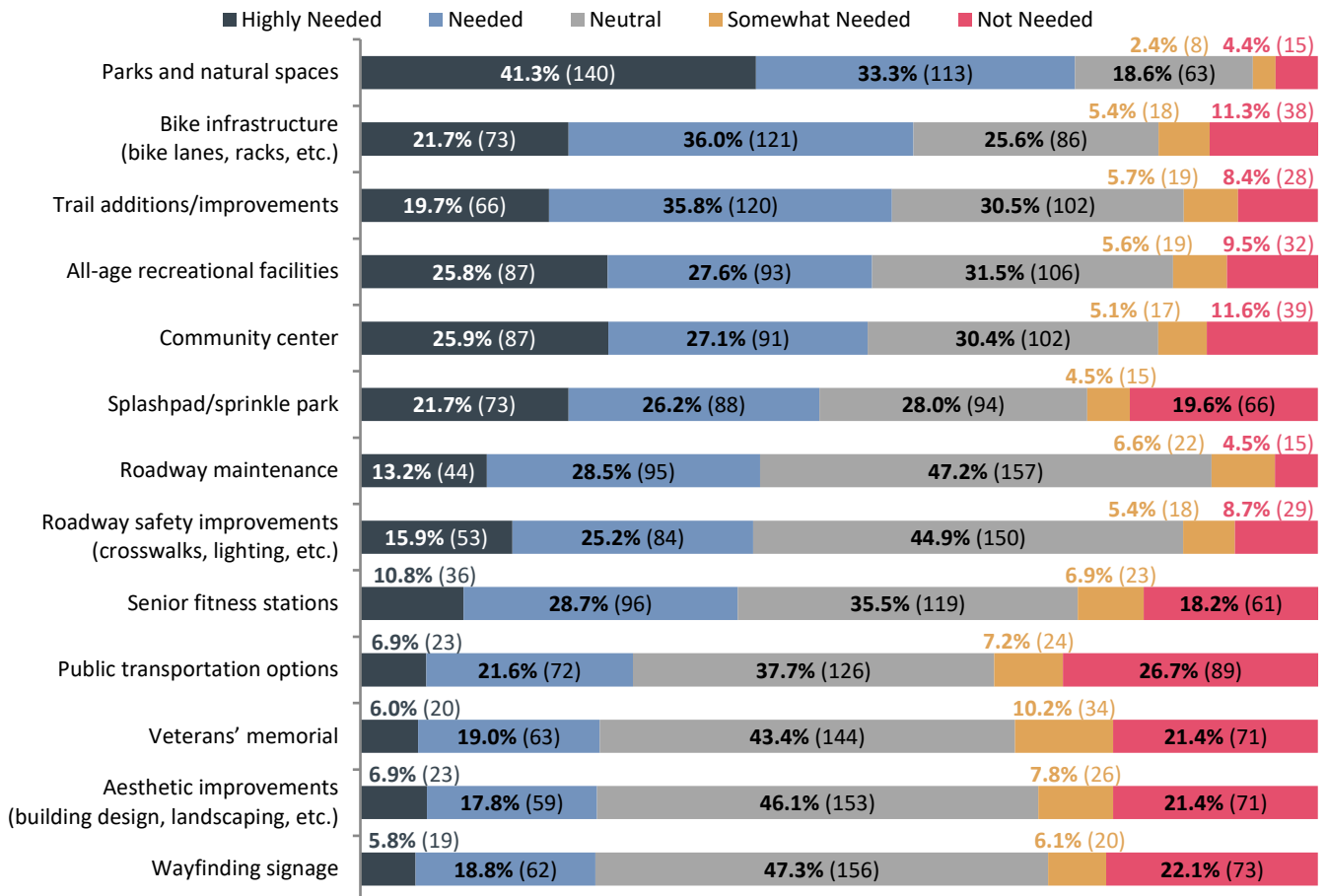
INFRASTRUCTURE & COMMUNITY IMPROVEMENTS

KEY FINDINGS:

- Parks and natural spaces (74.6%), Bike Infrastructure (bike lanes, racks, etc.) (57.7%), and Trail additions/improvements (55.5%) were rated the highest in terms of the Village's Infrastructure and Community Improvement needs.
- The majority of respondents (69.0%) would support a levy for new & improved safety service facilities, operations, and/or equipment at Orange Village Hall.
- Many respondents (34.8%) already have streetlights on their street. Respondents who do not have streetlights are split with 44.3% in favor and 55.7% against.
- Most respondents with well water are satisfied with their well water (67.2%), while only 12.9% of respondents with well water would be willing to pay an assessment for public water. Similarly, most respondents with septic systems are satisfied with their septic systems (64.6%), while only 15.2% of respondents with septic systems would be willing to pay an assessment for public sanitary sewer.

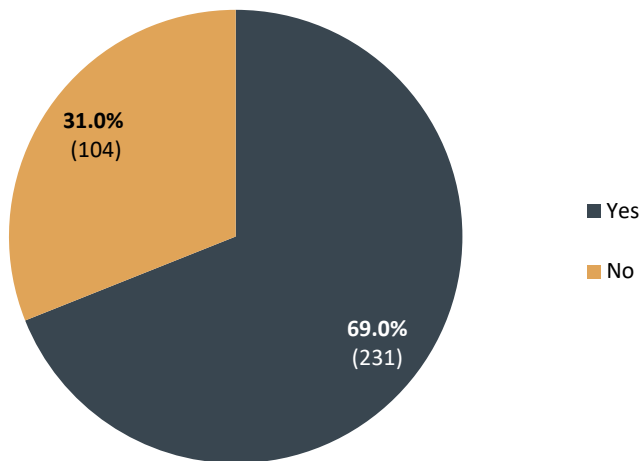
Q29: Please indicate the Village's level of need for the following:

Responses: 340



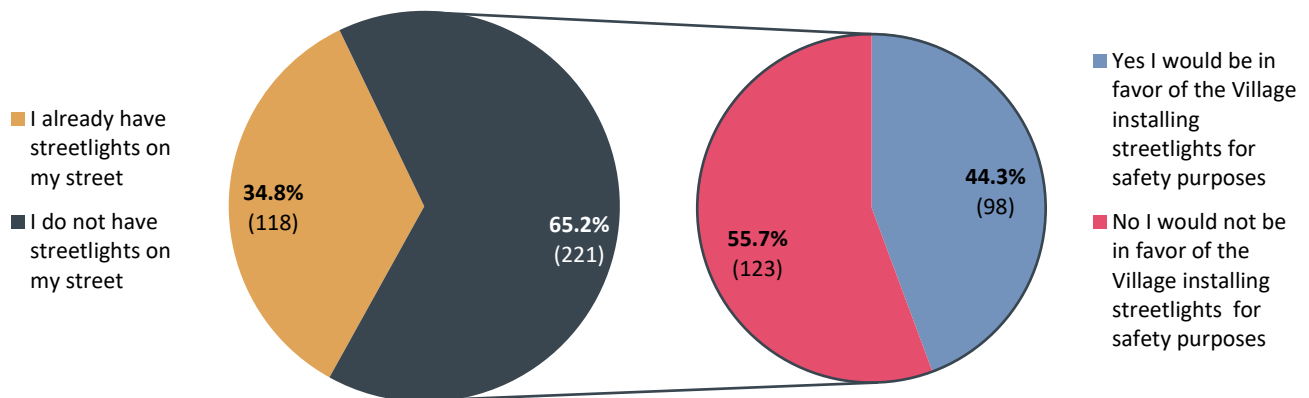
Q30: Orange Village Hall was designed 30 years ago to meet the needs of the community as they were anticipated then. The Village has changed significantly over time, and we are now looking to address our needs over the next 30 years. Therefore, we are considering options for expanding safety service facilities, operations, and equipment to accommodate current demands. **Would you support a levy for new & improved safety service facilities, operations, and/or equipment?**

Responses: 335



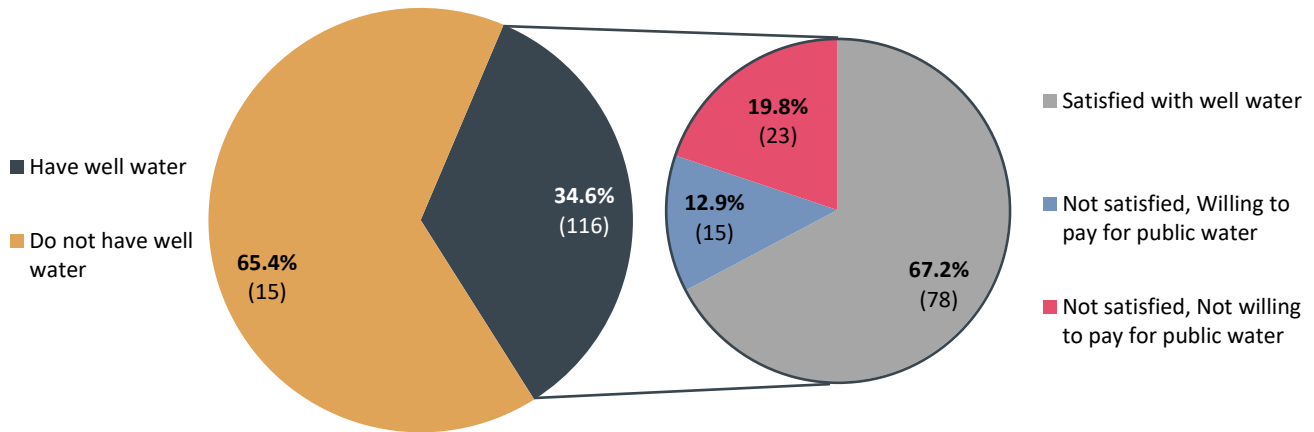
Q31: Separate from traffic signals, streetlights can improve the safety of pedestrians, bicyclists, and runners who use Village roads and sidewalks. Streetlights can also improve the aesthetic appeal of an area through attractive, durable, and well-designed structures. However, they can also impact an area’s character and feel. While Orange Village has no present plans to construct additional streetlights along area roads, many residents have expressed concerns about inadequate street lighting. **If you do not currently have streetlights on your street, would you be in favor of the Village installing them for safety purposes?**

Responses: 339



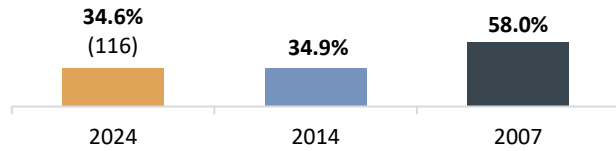
Q32: Many Village residents have capacity and quality problems in their private water wells and septic systems causing potential health and environmental problems. Recognizing that cost for public systems would be a very important consideration, please rate your satisfaction with your private systems. **If you currently have well water, would you be interested in obtaining public water?**

Responses: 335



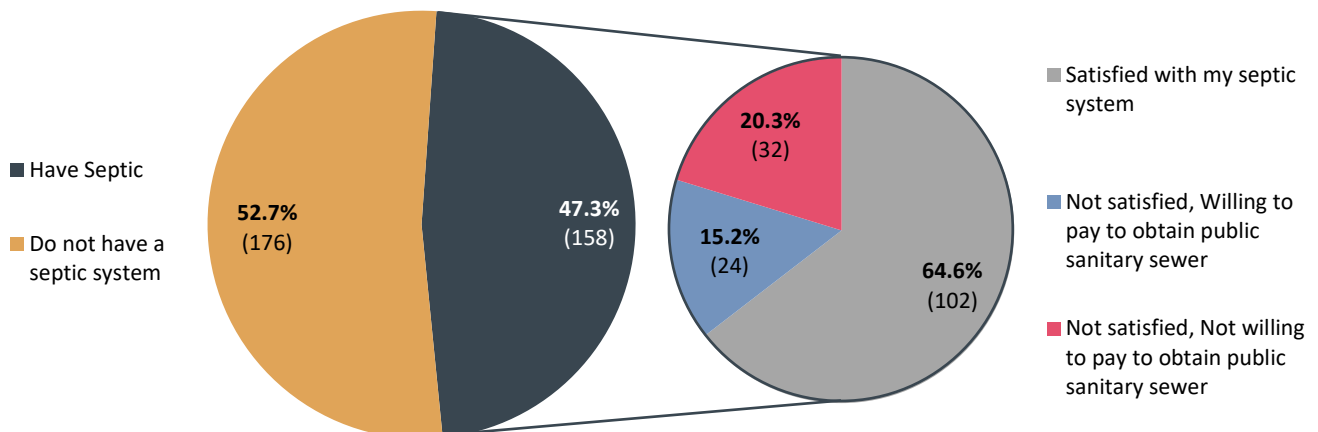
TREND

Percent of residents with well water.



Q33: If you currently have a septic system, would you be interested in obtaining public sanitary sewer?

Responses: 334

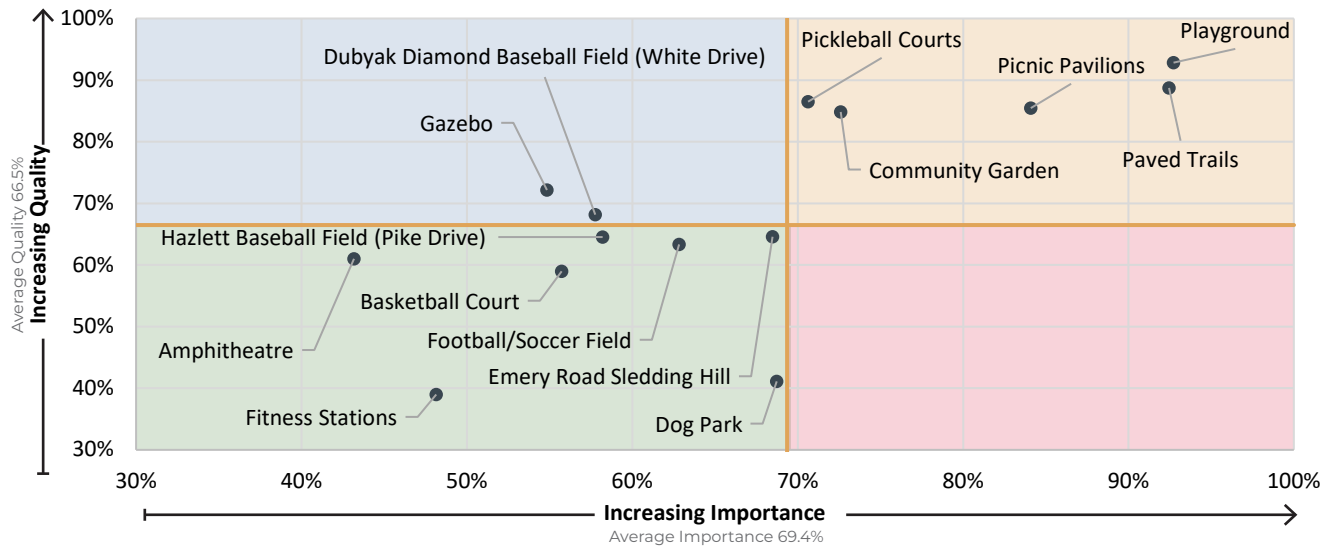


4 APPENDIX

IMPORTANCE & QUALITY of available community amenities

This matrix combines data from two questions: Q15 Quality (363 responses) and Q16 Importance (359 responses). In order to better understand the relationship between the importance and quality of community amenities, the 14 community amenities were plotted on a matrix with one axis displaying the range of quality and the other displaying the range of importance to respondents. Results were categorized into four quadrants displaying the average rating of importance and quality for each community amenity. The quadrants are described below:

- The **top right** quadrant (gold) displays community amenities that are considered the *highest importance and quality* as selected by respondents
- The **bottom right** quadrant (pink) displays community amenities that are among the *highest in terms of importance, but slightly lower quality* as selected by respondents
- The **bottom left** quadrant (green) displays community amenities that are *slightly lower quality and slightly lower importance* as selected by respondents
- The **top left** quadrant (blue) displays community amenities that are among the *highest in terms of quality, but slightly lower in importance* as selected by respondents

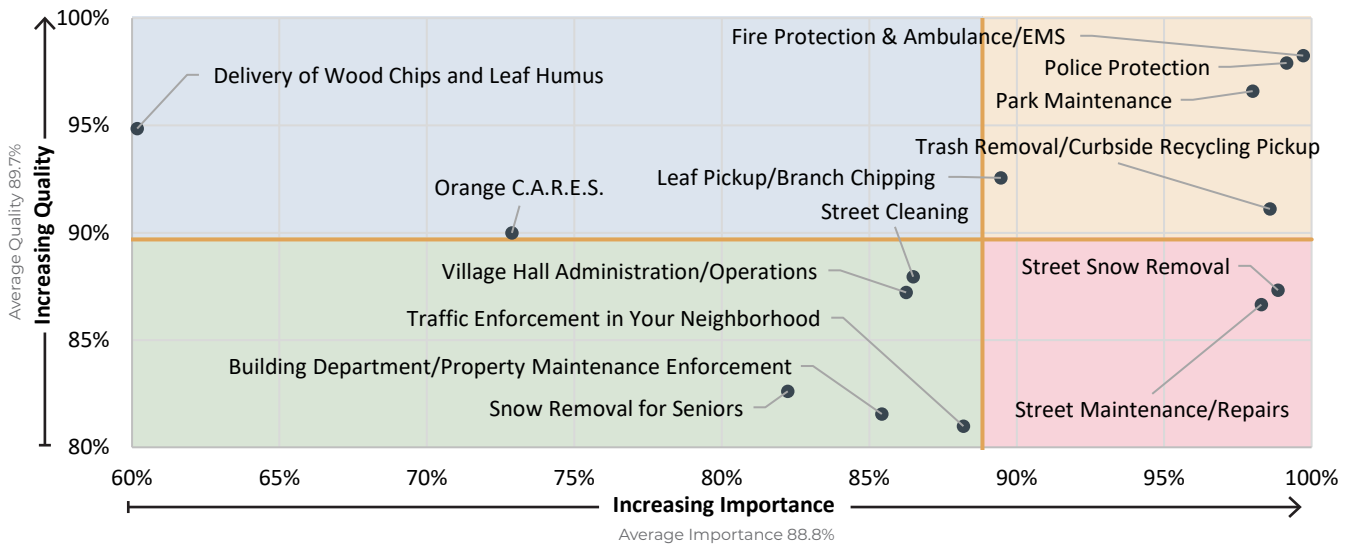


IMPORTANCE & QUALITY of available community Services

This matrix combines data from two questions: Q26 Quality (357 responses) and Q27 Importance (353 responses)

In order to better understand the relationship between the importance and quality of community services, the 14 community services were plotted on a matrix with one axis displaying the range of quality and the other displaying the range of importance to respondents. Results were categorized into four quadrants displaying the average rating of importance and quality for each community service. The quadrants are described below:

- The **top right** quadrant (gold) displays community amenities that are considered the *highest importance and quality* as selected by respondents
- The **bottom right** quadrant (pink) displays community amenities that are among the *highest in terms of importance, but slightly lower quality* as selected by respondents
- The **bottom left** quadrant (green) displays community amenities that are *slightly lower quality and slightly lower importance* as selected by respondents
- The **top left** quadrant (blue) displays community amenities that are among the *highest in terms of quality, but slightly lower in importance* as selected by respondents



Sample Survey Form



2024 ORANGE VILLAGE COMMUNITY-WIDE SURVEY

SURVEY INTRODUCTION

Welcome to the 2024 Orange Village Community-Wide Survey! This is your community, and the vision for Orange Village is driven by you.

This survey is being conducted by Orange Village with assistance from the Cuyahoga County Planning Commission and we need your input to understand what you want to see in Orange Village. The survey should take **approximately 15 minutes to complete**, and your feedback will be incorporated into a report that will help Village officials understand your vision for the future of Orange Village. Thank you for taking time to share your thoughts through this survey!

At the end of the survey is an open-ended question where you can feel free to tell us any additional thoughts such as ways to accomplish goals or ideas that we might have missed.

We are asking that only adults (18 years+) within your household take this community survey, and only one survey per adult.

To learn more about the project, please visit: www.orangevillage.com.

* 1. **What is your home address?** *Your privacy will be maintained as results will NOT be reported individually.*

* 2. **What is your AFFILIATION with Orange Village? Please select all that apply.**

- | | |
|---|---|
| <input type="checkbox"/> I live in Orange Village | <input type="checkbox"/> I own a business in Orange Village |
| <input type="checkbox"/> I own property in Orange Village | <input type="checkbox"/> I work in Orange Village |
| <input type="checkbox"/> Other (please specify) | |

* 3. All of the information I provide in this survey will be correct, accurate, and complete to the best of my knowledge.

- Yes, I certify my responses to this survey

QUALITY OF LIFE

4. Why do you CHOOSE TO LIVE IN Orange Village?

Please select only your TOP 5.

- | | |
|---|---|
| <input type="checkbox"/> The Village provides high-quality municipal services | <input type="checkbox"/> I have easy access to Downtown Cleveland |
| <input type="checkbox"/> My neighborhood is well-maintained | <input type="checkbox"/> My living costs fit my budget |
| <input type="checkbox"/> I enjoy the community character/environment | <input type="checkbox"/> Taxes |
| <input type="checkbox"/> I am close to my family and/or friends | <input type="checkbox"/> It offers the type of housing I want |
| <input type="checkbox"/> I am close to my workplace | <input type="checkbox"/> My property is a good investment |
| <input type="checkbox"/> I am close to shopping and entertainment | <input type="checkbox"/> I feel safe here |
| <input type="checkbox"/> I have easy access to nature | <input type="checkbox"/> The school system is high quality |
| <input type="checkbox"/> I have easy access to recreation | <input type="checkbox"/> It's a good place to raise children |
| <input type="checkbox"/> I have easy access to highways | |
| <input type="checkbox"/> Other (please specify) | |

5. Why might you CONSIDER MOVING OUT OF Orange Village?

Please select only your TOP 5.

- | | |
|--|--|
| <input type="checkbox"/> I would not consider moving out of Orange Village | <input type="checkbox"/> For a more rural environment |
| <input type="checkbox"/> For a different climate | <input type="checkbox"/> For a more urban environment |
| <input type="checkbox"/> For a smaller house | <input type="checkbox"/> For a more diverse community |
| <input type="checkbox"/> For a larger house | <input type="checkbox"/> For better access to nature |
| <input type="checkbox"/> For a newer house | <input type="checkbox"/> For access to more or better community facilities and amenities |
| <input type="checkbox"/> For a condo or townhome | <input type="checkbox"/> For higher quality municipal services |
| <input type="checkbox"/> For a rental unit | <input type="checkbox"/> For a safer community |
| <input type="checkbox"/> For more home for my money | <input type="checkbox"/> For a retirement-friendly community |
| <input type="checkbox"/> For more property | <input type="checkbox"/> To be able to walk or bike to more places |
| <input type="checkbox"/> For a more affordable home or lifestyle | <input type="checkbox"/> For better access to shopping or entertainment |
| <input type="checkbox"/> For better access to highways | <input type="checkbox"/> To be closer to family and/or friends |
| <input type="checkbox"/> For less traffic congestion | <input type="checkbox"/> For a better school district |
| <input type="checkbox"/> To be closer to work | <input type="checkbox"/> To raise children |
| <input type="checkbox"/> For a new and/or better job | <input type="checkbox"/> Taxes |
| <input type="checkbox"/> Other (please specify) | |

6. How would you rate the overall **QUALITY OF LIFE** in Orange Village?

- Excellent
- Good
- Average
- Poor
- Very Poor

7. Please provide a brief explanation for your answer in Question 6.

COMMUNITY VALUES & ECONOMIC DEVELOPMENT

8. Village leadership has identified several possible priorities for community improvement and investment.

Please reorder the following priorities from Most Important (1) to Least Important (5).

- Sustainability:** Preserving, maintaining, and/or adding more natural spaces; addressing climate change, air and water quality, and energy consumption; enhancing community resilience
- Equity:** Promoting inclusion of diverse cultures, identities, and backgrounds; ensuring the Village is accessible and affordable for persons of various socioeconomic circumstances, including young families, seniors, and veterans
- Health:** Making it easier for community members to maintain a healthy physical and mental lifestyle through services and amenities
- Arts and Culture:** Further supporting different forms and representations of arts and culture within the community, such as performances, public sculptures or murals, and events (art walks, gallery hops, etc.)
- Engagement:** Ensuring all community members feel connected to their Village, neighbors, and representatives; providing opportunities for input and engagement on the Village's initiatives and future

9. What other types of priorities should the Village consider?

10. Do you currently rent or own your home?

- I **OWN** my home
- I **RENT** my home
- Other (please specify)

11. In the next five years, do you plan to rent or own your home?

- I plan to **OWN** my home
- I plan to **RENT** my home
- Other (please specify)

12. What type of home do you currently live in?

- Detached Single Family Home
- Duplex/Townhome/Attached Unit
- Multi-Family Building (apartments, etc.)
- Other (please specify)

13. What type of home might you seek to live in within the next five years? Please select all that apply.

- | | |
|---|--|
| <input type="checkbox"/> I do not plan on moving | <input type="checkbox"/> Mixed-Use (housing above retail/office) |
| <input type="checkbox"/> Detached Single Family Home | <input type="checkbox"/> Senior Housing/55+ Community |
| <input type="checkbox"/> Duplex/Townhome/Attached Unit | <input type="checkbox"/> Care Facility/Assisted Living |
| <input type="checkbox"/> Multi-Family Building (apartments, etc.) | |
| <input type="checkbox"/> Other (please specify) | |

14. Please indicate the Village's level of need for the following:

	Highly Needed	Needed	Neutral	Somewhat Needed	Not Needed
More variety in housing types	<input type="radio"/>	<input type="radio"/>	<input type="radio"/>	<input type="radio"/>	<input type="radio"/>
More variety in retail/shopping	<input type="radio"/>	<input type="radio"/>	<input type="radio"/>	<input type="radio"/>	<input type="radio"/>
More office employment opportunities	<input type="radio"/>	<input type="radio"/>	<input type="radio"/>	<input type="radio"/>	<input type="radio"/>
Mixed-use development (combined retail, office, residential buildings/uses)	<input type="radio"/>	<input type="radio"/>	<input type="radio"/>	<input type="radio"/>	<input type="radio"/>
Walkable development	<input type="radio"/>	<input type="radio"/>	<input type="radio"/>	<input type="radio"/>	<input type="radio"/>
Guidelines to produce an attractive community (building design, landscaping, etc.)	<input type="radio"/>	<input type="radio"/>	<input type="radio"/>	<input type="radio"/>	<input type="radio"/>
Sense of place/identity	<input type="radio"/>	<input type="radio"/>	<input type="radio"/>	<input type="radio"/>	<input type="radio"/>
Population growth	<input type="radio"/>	<input type="radio"/>	<input type="radio"/>	<input type="radio"/>	<input type="radio"/>

AMENITIES & EVENTS

15. Please rate the QUALITY of the following amenities provided by Orange Village.

	Excellent	Good	Average	Poor	Very Poor	Don't Know/Have Not Used
Amphitheatre	<input type="radio"/>	<input type="radio"/>	<input type="radio"/>	<input type="radio"/>	<input type="radio"/>	<input type="radio"/>
Basketball Court	<input type="radio"/>	<input type="radio"/>	<input type="radio"/>	<input type="radio"/>	<input type="radio"/>	<input type="radio"/>
Community Garden	<input type="radio"/>	<input type="radio"/>	<input type="radio"/>	<input type="radio"/>	<input type="radio"/>	<input type="radio"/>
Dog Park	<input type="radio"/>	<input type="radio"/>	<input type="radio"/>	<input type="radio"/>	<input type="radio"/>	<input type="radio"/>
Dubyak Diamond Baseball Field (White Drive)	<input type="radio"/>	<input type="radio"/>	<input type="radio"/>	<input type="radio"/>	<input type="radio"/>	<input type="radio"/>
Hazlett Baseball Field (Pike Drive)	<input type="radio"/>	<input type="radio"/>	<input type="radio"/>	<input type="radio"/>	<input type="radio"/>	<input type="radio"/>
Emery Road Sledding Hill	<input type="radio"/>	<input type="radio"/>	<input type="radio"/>	<input type="radio"/>	<input type="radio"/>	<input type="radio"/>
Fitness Stations	<input type="radio"/>	<input type="radio"/>	<input type="radio"/>	<input type="radio"/>	<input type="radio"/>	<input type="radio"/>
Football/Soccer Field	<input type="radio"/>	<input type="radio"/>	<input type="radio"/>	<input type="radio"/>	<input type="radio"/>	<input type="radio"/>
Gazebo	<input type="radio"/>	<input type="radio"/>	<input type="radio"/>	<input type="radio"/>	<input type="radio"/>	<input type="radio"/>
Paved Trails	<input type="radio"/>	<input type="radio"/>	<input type="radio"/>	<input type="radio"/>	<input type="radio"/>	<input type="radio"/>
Pickleball Courts	<input type="radio"/>	<input type="radio"/>	<input type="radio"/>	<input type="radio"/>	<input type="radio"/>	<input type="radio"/>
Picnic Pavilions	<input type="radio"/>	<input type="radio"/>	<input type="radio"/>	<input type="radio"/>	<input type="radio"/>	<input type="radio"/>
Playground	<input type="radio"/>	<input type="radio"/>	<input type="radio"/>	<input type="radio"/>	<input type="radio"/>	<input type="radio"/>

16. Please rate the **IMPORTANCE** of the following amenities provided by Orange Village.

	Very Important	Important	Somewhat Important	Not Important
Amphitheatre	<input type="radio"/>	<input type="radio"/>	<input type="radio"/>	<input type="radio"/>
Basketball Court	<input type="radio"/>	<input type="radio"/>	<input type="radio"/>	<input type="radio"/>
Community Garden	<input type="radio"/>	<input type="radio"/>	<input type="radio"/>	<input type="radio"/>
Dog Park	<input type="radio"/>	<input type="radio"/>	<input type="radio"/>	<input type="radio"/>
Dubyak Diamond Baseball Field (White Drive)	<input type="radio"/>	<input type="radio"/>	<input type="radio"/>	<input type="radio"/>
Hazlett Baseball Field (Pike Drive)	<input type="radio"/>	<input type="radio"/>	<input type="radio"/>	<input type="radio"/>
Emery Road Sledding Hill	<input type="radio"/>	<input type="radio"/>	<input type="radio"/>	<input type="radio"/>
Fitness Stations	<input type="radio"/>	<input type="radio"/>	<input type="radio"/>	<input type="radio"/>
Football/Soccer Field	<input type="radio"/>	<input type="radio"/>	<input type="radio"/>	<input type="radio"/>
Gazebo	<input type="radio"/>	<input type="radio"/>	<input type="radio"/>	<input type="radio"/>
Paved Trails	<input type="radio"/>	<input type="radio"/>	<input type="radio"/>	<input type="radio"/>
Pickleball Courts	<input type="radio"/>	<input type="radio"/>	<input type="radio"/>	<input type="radio"/>
Picnic Pavilions	<input type="radio"/>	<input type="radio"/>	<input type="radio"/>	<input type="radio"/>
Playground	<input type="radio"/>	<input type="radio"/>	<input type="radio"/>	<input type="radio"/>

17. Have you participated in any of the following community events, programs, or activities?

	Yes	No because I'm not interested	No because I was unaware	No because of date or time conflicts	No because of another reason
Music at the Amphitheatre	<input type="radio"/>	<input type="radio"/>	<input type="radio"/>	<input type="radio"/>	<input type="radio"/>
Movie at the Amphitheatre	<input type="radio"/>	<input type="radio"/>	<input type="radio"/>	<input type="radio"/>	<input type="radio"/>
Fire Department Gift Delivery Service	<input type="radio"/>	<input type="radio"/>	<input type="radio"/>	<input type="radio"/>	<input type="radio"/>
Shop with a Cop	<input type="radio"/>	<input type="radio"/>	<input type="radio"/>	<input type="radio"/>	<input type="radio"/>
Party at the Park	<input type="radio"/>	<input type="radio"/>	<input type="radio"/>	<input type="radio"/>	<input type="radio"/>

18. Have you participated in any of the following types of administrative meetings open to the public?

	Yes	No because I'm not interested	No because I was unaware	No because of date or time conflicts	No because of another reason
Village Council Meeting	<input type="radio"/>	<input type="radio"/>	<input type="radio"/>	<input type="radio"/>	<input type="radio"/>
Finance Committee Meeting	<input type="radio"/>	<input type="radio"/>	<input type="radio"/>	<input type="radio"/>	<input type="radio"/>
Planning & Zoning Meeting	<input type="radio"/>	<input type="radio"/>	<input type="radio"/>	<input type="radio"/>	<input type="radio"/>
Town Hall Meeting on a Specific Topic	<input type="radio"/>	<input type="radio"/>	<input type="radio"/>	<input type="radio"/>	<input type="radio"/>

19. Do you have any ideas for new or improved community amenities and/or events?

20. How would you rate the overall quality of AMENITIES AND EVENTS provided by Orange Village?

- | | |
|---------------------------------|---------------------------------|
| <input type="radio"/> Excellent | <input type="radio"/> Poor |
| <input type="radio"/> Good | <input type="radio"/> Very Poor |
| <input type="radio"/> Average | |

COMMUNICATION & SERVICES

21. How do you prefer to receive news and information from Orange Village? Please select all that apply.

- | | |
|--|---|
| <input type="checkbox"/> Direct Mail | <input type="checkbox"/> Village Hall marquee sign |
| <input type="checkbox"/> Email (e-newsletters, etc.) | <input type="checkbox"/> Social Media (Facebook, Twitter, etc.) |
| <input type="checkbox"/> Village Website | <input type="checkbox"/> Village meetings/public events |
| <input type="checkbox"/> Local Newspaper | <input type="checkbox"/> Friends and neighbors (word of mouth) |
| <input type="checkbox"/> CodoRED (emergency alerts) | |
| <input type="checkbox"/> Other (please specify) | |

22. What type of information are you most interested in receiving from the Village? Please select all that apply.

- | | |
|---|--|
| <input type="checkbox"/> Community events | <input type="checkbox"/> Underway and/or upcoming public improvements (parks, infrastructure, roads, etc.) |
| <input type="checkbox"/> Emergency notifications | <input type="checkbox"/> Community member spotlights and accomplishments |
| <input type="checkbox"/> Public meetings | <input type="checkbox"/> Explanations of available community services |
| <input type="checkbox"/> Ordinances passed and/or under consideration | <input type="checkbox"/> Village hires, elections, and appointments |
| <input type="checkbox"/> New developments/buildings | |
| <input type="checkbox"/> Other (please specify) | |

23. The Orange Caring About Residents - Encouraging Service (C.A.R.E.S.) program provides residents with community services information and volunteers for minor assistance such as changing lightbulbs, taking trash/recycling to the curb, twice weekly check-in calls, and fixing broken locks.

Have you used Orange C.A.R.E.S.?

- Yes
 No

24. If **YES**, please explain your experience with Orange C.A.R.E.S; if **NO** please explain why not.

25. Would you be interested in learning more or participating as a volunteer for the C.A.R.E.S program?

- Yes
- No

26. Please rate the **QUALITY** of the following services provided by Orange Village.

	Excellent	Good	Average	Poor	Very Poor	Don't Know/Have Not Used
Police Protection	<input type="radio"/>	<input type="radio"/>	<input type="radio"/>	<input type="radio"/>	<input type="radio"/>	<input type="radio"/>
Traffic Enforcement in Your Neighborhood	<input type="radio"/>	<input type="radio"/>	<input type="radio"/>	<input type="radio"/>	<input type="radio"/>	<input type="radio"/>
Fire Protection & Ambulance/EMS	<input type="radio"/>	<input type="radio"/>	<input type="radio"/>	<input type="radio"/>	<input type="radio"/>	<input type="radio"/>
Building Department/Property Maintenance Enforcement	<input type="radio"/>	<input type="radio"/>	<input type="radio"/>	<input type="radio"/>	<input type="radio"/>	<input type="radio"/>
Village Hall Administration/Operations	<input type="radio"/>	<input type="radio"/>	<input type="radio"/>	<input type="radio"/>	<input type="radio"/>	<input type="radio"/>
Orange C.A.R.E.S.	<input type="radio"/>	<input type="radio"/>	<input type="radio"/>	<input type="radio"/>	<input type="radio"/>	<input type="radio"/>
Snow Removal for Seniors	<input type="radio"/>	<input type="radio"/>	<input type="radio"/>	<input type="radio"/>	<input type="radio"/>	<input type="radio"/>
Trash Removal/Curbside Recycling Pickup	<input type="radio"/>	<input type="radio"/>	<input type="radio"/>	<input type="radio"/>	<input type="radio"/>	<input type="radio"/>
Leaf Pickup/Branch Chipping	<input type="radio"/>	<input type="radio"/>	<input type="radio"/>	<input type="radio"/>	<input type="radio"/>	<input type="radio"/>
Delivery of Wood Chips and Leaf Humus	<input type="radio"/>	<input type="radio"/>	<input type="radio"/>	<input type="radio"/>	<input type="radio"/>	<input type="radio"/>
Park Maintenance	<input type="radio"/>	<input type="radio"/>	<input type="radio"/>	<input type="radio"/>	<input type="radio"/>	<input type="radio"/>
Street Snow Removal	<input type="radio"/>	<input type="radio"/>	<input type="radio"/>	<input type="radio"/>	<input type="radio"/>	<input type="radio"/>
Street Cleaning	<input type="radio"/>	<input type="radio"/>	<input type="radio"/>	<input type="radio"/>	<input type="radio"/>	<input type="radio"/>
Street Maintenance/Repairs	<input type="radio"/>	<input type="radio"/>	<input type="radio"/>	<input type="radio"/>	<input type="radio"/>	<input type="radio"/>

27. Please rate the IMPORTANCE of the following services provided by Orange Village.

	Very Important	Important	Somewhat Important	Not Important
Police Protection	<input type="radio"/>	<input type="radio"/>	<input type="radio"/>	<input type="radio"/>
Traffic Enforcement in Your Neighborhood	<input type="radio"/>	<input type="radio"/>	<input type="radio"/>	<input type="radio"/>
Fire Protection & Ambulance/EMS	<input type="radio"/>	<input type="radio"/>	<input type="radio"/>	<input type="radio"/>
Building Department/Property Maintenance Enforcement	<input type="radio"/>	<input type="radio"/>	<input type="radio"/>	<input type="radio"/>
Village Hall Administration/Operations	<input type="radio"/>	<input type="radio"/>	<input type="radio"/>	<input type="radio"/>
Orange C.A.R.E.S.	<input type="radio"/>	<input type="radio"/>	<input type="radio"/>	<input type="radio"/>
Snow Removal for Seniors	<input type="radio"/>	<input type="radio"/>	<input type="radio"/>	<input type="radio"/>
Trash Removal/Curbside Recycling Pickup	<input type="radio"/>	<input type="radio"/>	<input type="radio"/>	<input type="radio"/>
Leaf Pickup/Branch Chipping	<input type="radio"/>	<input type="radio"/>	<input type="radio"/>	<input type="radio"/>
Delivery of Wood Chips and Leaf Humus	<input type="radio"/>	<input type="radio"/>	<input type="radio"/>	<input type="radio"/>
Park Maintenance	<input type="radio"/>	<input type="radio"/>	<input type="radio"/>	<input type="radio"/>
Street Snow Removal	<input type="radio"/>	<input type="radio"/>	<input type="radio"/>	<input type="radio"/>
Street Cleaning	<input type="radio"/>	<input type="radio"/>	<input type="radio"/>	<input type="radio"/>
Street Maintenance/Repairs	<input type="radio"/>	<input type="radio"/>	<input type="radio"/>	<input type="radio"/>

28. How would you rate the overall quality of COMMUNICATION AND SERVICES provided by Orange Village?

- Excellent
- Good
- Average
- Poor
- Very Poor

INFRASTRUCTURE & COMMUNITY IMPROVEMENTS

29. Please indicate the Village's level of need for the following:

	Highly Needed	Needed	Neutral	Somewhat Needed	Not Needed
Roadway maintenance	<input type="radio"/>	<input type="radio"/>	<input type="radio"/>	<input type="radio"/>	<input type="radio"/>
Roadway safety improvements (crosswalks, lighting, etc.)	<input type="radio"/>	<input type="radio"/>	<input type="radio"/>	<input type="radio"/>	<input type="radio"/>
Public transportation options	<input type="radio"/>	<input type="radio"/>	<input type="radio"/>	<input type="radio"/>	<input type="radio"/>
Bike infrastructure (bike lanes, racks, etc.)	<input type="radio"/>	<input type="radio"/>	<input type="radio"/>	<input type="radio"/>	<input type="radio"/>
Trail additions/improvements	<input type="radio"/>	<input type="radio"/>	<input type="radio"/>	<input type="radio"/>	<input type="radio"/>
Wayfinding signage	<input type="radio"/>	<input type="radio"/>	<input type="radio"/>	<input type="radio"/>	<input type="radio"/>
Aesthetic improvements (building design, landscaping, etc.)	<input type="radio"/>	<input type="radio"/>	<input type="radio"/>	<input type="radio"/>	<input type="radio"/>
All-age recreational facilities	<input type="radio"/>	<input type="radio"/>	<input type="radio"/>	<input type="radio"/>	<input type="radio"/>
Parks and natural spaces	<input type="radio"/>	<input type="radio"/>	<input type="radio"/>	<input type="radio"/>	<input type="radio"/>
Veterans' memorial	<input type="radio"/>	<input type="radio"/>	<input type="radio"/>	<input type="radio"/>	<input type="radio"/>
Community center	<input type="radio"/>	<input type="radio"/>	<input type="radio"/>	<input type="radio"/>	<input type="radio"/>
Splashpad/sprinkle park	<input type="radio"/>	<input type="radio"/>	<input type="radio"/>	<input type="radio"/>	<input type="radio"/>
Senior fitness stations	<input type="radio"/>	<input type="radio"/>	<input type="radio"/>	<input type="radio"/>	<input type="radio"/>

30. Orange Village Hall was designed 30 years ago to meet the needs of the community as they were anticipated then. The Village has changed significantly over time, and we are now looking to address our needs over the next 30 years. Therefore, we are considering options for expanding safety service facilities, operations, and equipment to accommodate current demands.

Would you be in support of a levy for new and improved safety service facilities, operations, and/or equipment?

- Yes
- No

31. Separate from traffic signals, streetlights can improve the safety of pedestrians, bicyclists, and runners who use Village roads and sidewalks. Streetlights can also improve the aesthetic appeal of an area through attractive, durable, and well-designed structures. However, they can also impact an area's character and feel. While Orange Village has no present plans to construct additional streetlights along area roads, many residents have expressed concerns about inadequate street lighting.

If you do not currently have streetlights on your street, would you be in favor of the Village installing them for safety purposes?

- Yes
- No
- I already have streetlights on my street

32. Many Village residents have capacity and quality problems in their private water wells and septic systems causing potential health and environmental problems. Recognizing that cost for public systems would be a very important consideration, please rate your satisfaction with your private systems.

If you currently have well water, would you be interested in obtaining public water?

- I am **satisfied** with my well water
- I am **not satisfied** with well water; would like city water; and **I am WILLING to pay** for an assessment to obtain public water
- I am **not satisfied** with well water; but **I am NOT WILLING to pay** for an assessment to obtain public water
- I **do not have** well water

33. If you currently have a septic system, would you be interested in obtaining public sanitary sewer?

- I am **satisfied** with my septic system
- I am **not satisfied** with my septic system; would like city sewer; and **I am WILLING to pay** for an assessment to obtain public sanitary sewer
- I am **not satisfied** with my septic system; would like city sewer; but **I am NOT WILLING to pay** for an assessment to obtain public sanitary sewer
- I **do not have** a septic system

34. In your own words, please describe your vision for the future of Orange Village - what would you like to see maintained, improved upon, or newly added? What is missing?

ABOUT YOU

35. How long have you lived in Orange Village?

- Under 2 years
 11 - 20 years
 I **do not live** in Orange Village
 2 - 5 years
 21 - 30 years
 6 - 10 years
 30+ years

36. What is your age?

- Under 18 years
 35 - 44 years
 65 - 74 years
 18 - 24 years
 45 - 54 years
 75+ years
 25 - 34 years
 55 - 64 years

37. Please indicate the number of people in your household that are in each of the following age groups:

	0	1	2	3	4	5+
Under 18 years	<input type="radio"/>	<input type="radio"/>	<input type="radio"/>	<input type="radio"/>	<input type="radio"/>	<input type="radio"/>
18 - 24 years	<input type="radio"/>	<input type="radio"/>	<input type="radio"/>	<input type="radio"/>	<input type="radio"/>	<input type="radio"/>
25 - 34 years	<input type="radio"/>	<input type="radio"/>	<input type="radio"/>	<input type="radio"/>	<input type="radio"/>	<input type="radio"/>
35 - 44 years	<input type="radio"/>	<input type="radio"/>	<input type="radio"/>	<input type="radio"/>	<input type="radio"/>	<input type="radio"/>
45 - 54 years	<input type="radio"/>	<input type="radio"/>	<input type="radio"/>	<input type="radio"/>	<input type="radio"/>	<input type="radio"/>
55 - 64 years	<input type="radio"/>	<input type="radio"/>	<input type="radio"/>	<input type="radio"/>	<input type="radio"/>	<input type="radio"/>
65 - 74 years	<input type="radio"/>	<input type="radio"/>	<input type="radio"/>	<input type="radio"/>	<input type="radio"/>	<input type="radio"/>
75+ years	<input type="radio"/>	<input type="radio"/>	<input type="radio"/>	<input type="radio"/>	<input type="radio"/>	<input type="radio"/>

THANK YOU!

38. Do you have any additional thoughts you would like to share?

* 39. All of the information I provided in this survey is correct, accurate, and complete to the best of my knowledge.

- Yes, I certify my responses to this survey

PLEASE HIT THE SUBMIT BUTTON AT THE BOTTOM TO FINISH THE SURVEY!

Thank you for taking the time to complete this survey. Your feedback is crucial to shaping the future of Orange Village.

This survey is being administered by the Cuyahoga County Planning Commission in partnership with Orange Village. If you would like to learn more about the project, please go to: www.countyplanning.us/OrangeVillageSurvey.

If you have any additional comments, questions, or ideas that you would like to share please contact us at the information provided below:

Paul Triolo, Planner
 ptriolo@cuyahogacounty.us
 216.443.3725

